

April 2015

RUSSELL TOWNSHIP, GEAUGA COUNTY

5/22/2015 11:32:00 AM


Fund Status


UAN v2015.3


As Of 4/30/2015


Fund Number	Fund Name	% of Total Pooled	Fund Balance	Investments (Non-Pooled)	Checking & Pooled Investments (Pooled)
1000	General	28.816%	\$1,355,612.76	\$0.00	\$1,355,612.76
2011	Motor Vehicle License Tax	1.035%	\$48,713.14	\$0.00	\$48,713.14
2021	Gasoline Tax	2.583%	\$121,503.56	\$0.00	\$121,503.56
2031	Road and Bridge	6.804%	\$320,083.75	\$0.00	\$320,083.75
2041	Cemetery	0.486%	\$22,880.41	\$0.00	\$22,880.41
2081	Police District	16.571%	\$779,583.50	\$0.00	\$779,583.50
2111	Fire District	19.985%	\$940,166.18	\$0.00	\$940,166.18
2141	Road District	12.085%	\$568,515.33	\$0.00	\$568,515.33
2181	Zoning	0.448%	\$21,087.46	\$0.00	\$21,087.46
2271	Enforcement and Education	0.031%	\$1,435.00	\$0.00	\$1,435.00
2281	Fire and Rescue, Ambulance and EMS Se	0.771%	\$36,281.61	\$0.00	\$36,281.61
3101	General (bond) (note) Retirement	9.728%	\$457,659.35	\$0.00	\$457,659.35
3901	Miscellaneous Debt Service	0.000%	\$0.00	\$0.00	\$0.00
3902	Miscellaneous Debt Service	0.127%	\$5,975.86	\$0.00	\$5,975.86
3903	Miscellaneous Debt Service-OPW LOAN	0.530%	\$24,923.54	\$0.00	\$24,923.54
4401	Public Works Commission Project	0.000%	\$0.00	\$0.00	\$0.00
4402	Public Works Commission Project	0.000%	\$0.00	\$0.00	\$0.00
4901	Miscellaneous Capital Projects	0.000%	\$0.00	\$0.00	\$0.00
4902	Capital Projects - Police Station	0.000%	\$0.00	\$0.00	\$0.00
4903	Miscellaneous Capital Projects	0.000%	\$0.00	\$0.00	\$0.00
All Funds Total			\$4,704,421.45	\$0.00	\$4,704,421.45
Pooled Investments					\$385,017.33
Secondary Checking Accounts					\$0.00
Available Primary Checking Balance					\$4,319,404.12

PLEASE CIRCULATE

TRUSTEE #1 

TRUSTEE #2 

TRUSTEE #3 

CLERK 

**Revenue Status**

By Fund

As Of 4/30/2015

Fund: 1000 General

Account Code	Account Name	Final Budget	Revenue	Budget Balance	YTD % Received
1000-101-0000	General Property Tax - Real Estate	\$419,174.00	\$228,071.73	\$191,102.27	54.410%
1000-199-0000	Other - Local Taxes	\$500.00	\$109.97	\$390.03	21.994%
1000-302-0000	Fees	\$25.00	\$2.00	\$23.00	8.000%
1000-302-0410	Fees{CEMETERY}	\$2,500.00	\$600.00	\$1,900.00	24.000%
1000-303-0000	Cable Franchise Fees	\$55,500.00	\$53,355.76	\$2,144.24	96.137%
1000-401-0000	Fines	\$6,000.00	\$605.50	\$5,394.50	10.092%
1000-531-0000	Estate Tax	\$0.00	\$0.00	\$0.00	0.000%
1000-532-0000	Local Government Distribution	\$42,076.00	\$21,189.21	\$20,886.79	50.359%
1000-533-0000	Liquor Permit Fees	\$350.00	\$0.00	\$350.00	0.000%
1000-534-0000	Cigarette License Fees	\$70.00	\$0.00	\$70.00	0.000%
1000-535-0000	Property Tax Allocation	\$56,080.00	\$32,523.51	\$23,556.49	57.995%
1000-539-0000	Other - State Receipts	\$0.00	\$0.00	\$0.00	0.000%
1000-701-0000	Interest	\$12,000.00	\$3,908.45	\$8,091.55	32.570%
1000-802-0000	Rentals and Leases	\$27,966.00	\$9,332.00	\$18,634.00	33.369%
1000-807-0000	Payments in Lieu of Taxes	\$2,500.00	\$2,466.50	\$33.50	98.660%
1000-892-0000	Other - Miscellaneous Non-Operating	\$25,000.00	\$22,403.84	\$2,596.16	89.615%
1000-892-0004	Other - Miscellaneous Non-Operating{Recycling}	\$7,500.00	\$2,254.76	\$5,245.24	30.063%
1000-892-0500	Other - Miscellaneous Non-Operating{HEALTH INSURANCE}	\$7,000.00	\$7,731.13	-\$731.13	110.445%
1000-892-0700	Other - Miscellaneous Non-Operating{SUBDIVISION STEWARDSHIP}	\$0.00	\$0.00	\$0.00	0.000%
1000-892-1220	Other - Miscellaneous Non-Operating{SUBDIVISION STEWARDSHIP}	\$0.00	\$0.00	\$0.00	0.000%
1000-999-0000	Other - Other Financing Sources	\$1,000.00	\$0.00	\$1,000.00	0.000%
1000-999-0300	Other - Other Financing Sources{GRANTS}	\$500.00	\$0.00	\$500.00	0.000%
Fund 1000 Sub-Total:		\$665,741.00	\$384,554.36	\$281,186.64	57.763%

**Revenue Status**

By Fund  
As Of 4/30/2015

Fund: 2011 Motor Vehicle License Tax

Account Code	Account Name	Final Budget	Revenue	Budget Balance	YTD % Received
2011-536-0000	Motor Vehicle License Tax - State Levied	\$21,010.00	\$7,262.09	\$13,747.91	34.565%
2011-701-0000	Interest	\$30.00	\$41.85	-\$11.85	139.500%
Fund 2011 Sub-Total:		\$21,040.00	\$7,303.94	\$13,736.06	34.715%

Fund: 2021 Gasoline Tax

Account Code	Account Name	Final Budget	Revenue	Budget Balance	YTD % Received
2021-537-0000	Gasoline Tax	\$95,000.00	\$32,096.26	\$62,903.74	33.786%
2021-701-0000	Interest	\$150.00	\$103.73	\$46.27	69.153%
Fund 2021 Sub-Total:		\$95,150.00	\$32,199.99	\$62,950.01	33.841%

Fund: 2031 Road and Bridge

Account Code	Account Name	Final Budget	Revenue	Budget Balance	YTD % Received
2031-101-0000	General Property Tax - Real Estate	\$463,298.00	\$267,926.04	\$195,371.96	57.830%
2031-535-0000	Property Tax Allocation	\$61,983.00	\$20,108.69	\$41,874.31	32.442%
2031-539-0000	Other - State Receipts	\$0.00	\$0.00	\$0.00	0.000%
2031-807-0000	Payments in Lieu of Taxes	\$1,521.96	\$3,196.12	-\$1,674.16	210.000%
2031-892-0000	Other - Miscellaneous Non-Operating	\$0.00	\$0.00	\$0.00	0.000%
2031-892-0500	Other - Miscellaneous Non-Operating{HEALTH INSURANCE}	\$6,500.00	\$12,588.79	-\$6,088.79	193.674%
2031-999-0000	Other - Other Financing Sources	\$0.00	\$0.00	\$0.00	0.000%
Fund 2031 Sub-Total:		\$533,302.96	\$303,819.64	\$229,483.32	56.969%

**Revenue Status**

By Fund  
As Of 4/30/2015

Fund: 2041 Cemetery

Account Code	Account Name	Final Budget	Revenue	Budget Balance	YTD % Received
2041-302-0000	Fees	\$3,000.00	\$200.00	\$2,800.00	6.667%
2041-804-0000	Sale of Cemetery Lots	\$7,000.00	\$0.00	\$7,000.00	0.000%
2041-892-0000	Other - Miscellaneous Non-Operating	\$200.00	\$0.00	\$200.00	0.000%
Fund 2041 Sub-Total:		\$10,200.00	\$200.00	\$10,000.00	1.961%

Fund: 2081 Police District

Account Code	Account Name	Final Budget	Revenue	Budget Balance	YTD % Received
2081-101-0000	General Property Tax - Real Estate	\$1,288,602.00	\$724,448.18	\$564,153.82	56.220%
2081-302-0000	Fees	\$0.00	\$0.00	\$0.00	0.000%
2081-535-0000	Property Tax Allocation	\$172,398.00	\$76,857.32	\$95,540.68	44.581%
2081-539-0000	Other - State Receipts	\$0.00	\$0.00	\$0.00	0.000%
2081-539-0318	Other - State Receipts{STATE REIMBURSED TRAINING}	\$0.00	\$0.00	\$0.00	0.000%
2081-807-0000	Payments in Lieu of Taxes	\$6,200.00	\$6,200.47	-\$0.47	100.008%
2081-892-0000	Other - Miscellaneous Non-Operating	\$200.00	\$3,295.09	-\$3,095.09	1647.545%
2081-892-0500	Other - Miscellaneous Non-Operating{HEALTH INSURANCE}	\$10,995.67	\$18,171.82	-\$7,176.15	165.263%
2081-999-0000	Other - Other Financing Sources	\$0.00	\$0.00	\$0.00	0.000%
2081-999-0300	Other - Other Financing Sources{GRANTS}	\$0.00	\$0.00	\$0.00	0.000%
Fund 2081 Sub-Total:		\$1,478,395.67	\$828,972.88	\$649,422.79	56.072%

**Revenue Status**

By Fund  
As Of 4/30/2015

Fund: 2111 Fire District

Account Code	Account Name	Final Budget	Revenue	Budget Balance	YTD % Received
2111-101-0000	General Property Tax - Real Estate	\$686,459.00	\$374,839.05	\$311,619.95	54.605%
2111-519-0300	Other - Federal Receipts{GRANTS}	\$0.00	\$0.00	\$0.00	0.000%
2111-535-0000	Property Tax Allocation	\$91,839.00	\$52,102.99	\$39,736.01	56.733%
2111-539-0000	Other - State Receipts	\$0.00	\$0.00	\$0.00	0.000%
2111-807-0000	Payments in Lieu of Taxes	\$4,553.92	\$4,553.92	\$0.00	100.000%
2111-892-0000	Other - Miscellaneous Non-Operating	\$0.00	\$245.00	-\$245.00	0.000%
2111-892-0035	Other - Miscellaneous Non-Operating{CPR}	\$0.00	\$0.00	\$0.00	0.000%
2111-892-0500	Other - Miscellaneous Non-Operating{HEALTH INSURANCE}	\$850.00	\$1,449.83	-\$599.83	170.568%
2111-999-0000	Other - Other Financing Sources	\$0.00	\$0.00	\$0.00	0.000%
2111-999-0300	Other - Other Financing Sources{GRANTS}	\$0.00	\$0.00	\$0.00	0.000%
Fund 2111 Sub-Total:		\$783,701.92	\$433,190.79	\$350,511.13	55.275%

Fund: 2141 Road District

Account Code	Account Name	Final Budget	Revenue	Budget Balance	YTD % Received
2141-101-0000	General Property Tax - Real Estate	\$659,985.92	\$361,607.54	\$298,378.38	54.790%
2141-535-0000	Property Tax Allocation	\$94,966.00	\$54,324.91	\$40,641.09	57.205%
2141-539-0000	Other - State Receipts	\$0.00	\$0.00	\$0.00	0.000%
2141-807-0000	Payments in Lieu of Taxes	\$4,192.43	\$4,192.43	\$0.00	100.000%
2141-951-0000	Sale of Fixed Assets	\$0.00	\$0.00	\$0.00	0.000%
2141-999-0000	Other - Other Financing Sources	\$0.00	\$0.00	\$0.00	0.000%
Fund 2141 Sub-Total:		\$759,144.35	\$420,124.88	\$339,019.47	55.342%

**Revenue Status**

By Fund  
As Of 4/30/2015

Fund: 2181 Zoning

Account Code	Account Name	Final Budget	Revenue	Budget Balance	YTD % Received
2181-302-0000	Fees	\$7,850.00	\$1,520.00	\$6,330.00	19.363%
2181-891-0000	Other - Miscellaneous Operating	\$0.00	\$0.00	\$0.00	0.000%
2181-892-0000	Other - Miscellaneous Non-Operating	\$100.00	\$1.00	\$99.00	1.000%
Fund 2181 Sub-Total:		\$7,950.00	\$1,521.00	\$6,429.00	19.132%

Fund: 2271 Enforcement and Education

Account Code	Account Name	Final Budget	Revenue	Budget Balance	YTD % Received
2271-401-0000	Fines	\$0.00	\$0.00	\$0.00	0.000%
Fund 2271 Sub-Total:		\$0.00	\$0.00	\$0.00	0.000%

Fund: 2281 Fire and Rescue, Ambulance and EMS Serv.

Account Code	Account Name	Final Budget	Revenue	Budget Balance	YTD % Received
2281-302-0000	Fees	\$100,000.00	\$32,984.09	\$67,015.91	32.984%
Fund 2281 Sub-Total:		\$100,000.00	\$32,984.09	\$67,015.91	32.984%

**Revenue Status**

By Fund  
As Of 4/30/2015

Fund: 3101 General (bond) (note) Retirement

Account Code	Account Name	Final Budget	Revenue	Budget Balance	YTD % Received
3101-101-0000	General Property Tax - Real Estate	\$176,494.00	\$96,029.38	\$80,464.62	54.409%
3101-535-0000	Property Tax Allocation	\$23,613.00	\$13,693.99	\$9,919.01	57.993%
3101-539-0000	Other - State Receipts	\$0.00	\$0.00	\$0.00	0.000%
3101-807-0000	Payments in Lieu of Taxes	\$1,432.75	\$1,432.75	\$0.00	100.000%
3101-911-0000	Sale of Bonds	\$0.00	\$0.00	\$0.00	0.000%
3101-999-0000	Other - Other Financing Sources	\$0.00	\$0.00	\$0.00	0.000%
Fund 3101 Sub-Total:		\$201,539.75	\$111,156.12	\$90,383.63	55.153%

Fund: 3901 Miscellaneous Debt Service

Account Code	Account Name	Final Budget	Revenue	Budget Balance	YTD % Received
3901-101-0000	General Property Tax - Real Estate	\$0.00	\$0.00	\$0.00	0.000%
Fund 3901 Sub-Total:		\$0.00	\$0.00	\$0.00	0.000%

Fund: 3902 Miscellaneous Debt Service

Account Code	Account Name	Final Budget	Revenue	Budget Balance	YTD % Received
3902-101-0000	General Property Tax - Real Estate	\$0.00	\$0.00	\$0.00	0.000%
3902-999-0000	Other - Other Financing Sources	\$0.00	\$0.00	\$0.00	0.000%
Fund 3902 Sub-Total:		\$0.00	\$0.00	\$0.00	0.000%

**Revenue Status**

By Fund

As Of 4/30/2015

Fund: 3903 Miscellaneous Debt Service-OPW LOAN

Account Code	Account Name	Final Budget	Revenue	Budget Balance	YTD % Received
3903-101-0000	General Property Tax - Real Estate	\$49,847.08	\$24,923.54	\$24,923.54	50.0000%
Fund 3903 Sub-Total:		\$49,847.08	\$24,923.54	\$24,923.54	50.0000%

Fund: 4401 Public Works Commission Project

Account Code	Account Name	Final Budget	Revenue	Budget Balance	YTD % Received
4401-538-0000	Local Public Works Commission	\$0.00	\$0.00	\$0.00	0.0000%
Fund 4401 Sub-Total:		\$0.00	\$0.00	\$0.00	0.0000%

Fund: 4903 Miscellaneous Capital Projects

Account Code	Account Name	Final Budget	Revenue	Budget Balance	YTD % Received
4903-805-0300	Other Local Grants (not from another government){GRANTS}	\$0.00	\$0.00	\$0.00	0.0000%
Fund 4903 Sub-Total:		\$0.00	\$0.00	\$0.00	0.0000%
Report Total:		\$4,706,012.73	\$2,580,951.23	\$2,125,061.50	54.844%



**Revenue Receipt Register**

April 2015

Account Code: 1000-199-0000

Receipt #	Post Date	Transaction Date	Type	Source	Amount	Status
89-2015	04/21/2015	04/21/2015	STD	GEAUGA COUNTY AUDITOR	\$109.97	C
					Account Total:	\$109.97

Account Code: 1000-302-0000

Receipt #	Post Date	Transaction Date	Type	Source	Amount	Status
90-2015	04/21/2015	04/21/2015	STD	DOMINION EAST OHIO	\$2.00	C
					Account Total:	\$2.00

Account Code: 1000-401-0000

Receipt #	Post Date	Transaction Date	Type	Source	Amount	Status
80-2015	04/10/2015	04/10/2015	STD	GEAUGA COUNTY AUDITOR	\$187.50	C
93-2015	04/21/2015	04/21/2015	STD	CHARDON MUNICIPAL COURT	\$138.00	C
					Account Total:	\$325.50

Account Code: 1000-535-0000

Receipt #	Post Date	Transaction Date	Type	Source	Amount	Status
101-2015	04/10/2015	04/28/2015	MEMO	OHIO STATE TAXATION	\$32,523.51	C
					Account Total:	\$32,523.51

Account Code: 1000-701-0000

Receipt #	Post Date	Transaction Date	Type	Source	Amount	Status
104-2015	04/30/2015	05/08/2015	INT	STAROHIO	\$5.50	C
104-2015	04/30/2015	05/08/2015	INT	STAROHIO	\$1.28	C
104-2015	04/30/2015	05/08/2015	INT	STAROHIO	\$0.09	C
104-2015	04/30/2015	05/08/2015	INT	STAROHIO	\$3.13	C
104-2015	04/30/2015	05/08/2015	INT	STAROHIO	\$3.78	C
104-2015	04/30/2015	05/08/2015	INT	STAROHIO	\$2.28	C
104-2015	04/30/2015	05/08/2015	INT	STAROHIO	\$0.08	C
104-2015	04/30/2015	05/08/2015	INT	STAROHIO	\$0.13	C
104-2015	04/30/2015	05/08/2015	INT	STAROHIO	\$1.84	C
104-2015	04/30/2015	05/08/2015	INT	STAROHIO	\$0.02	C
104-2015	04/30/2015	05/08/2015	INT	STAROHIO	\$0.10	C
108-2015	04/30/2015	05/08/2015	INT	PRIMARY	\$327.56	C
108-2015	04/30/2015	05/08/2015	INT	PRIMARY	\$76.76	C
108-2015	04/30/2015	05/08/2015	INT	PRIMARY	\$5.55	C
108-2015	04/30/2015	05/08/2015	INT	PRIMARY	\$188.53	C
108-2015	04/30/2015	05/08/2015	INT	PRIMARY	\$225.66	C
108-2015	04/30/2015	05/08/2015	INT	PRIMARY	\$137.08	C
108-2015	04/30/2015	05/08/2015	INT	PRIMARY	\$5.11	C
108-2015	04/30/2015	05/08/2015	INT	PRIMARY	\$0.34	C
108-2015	04/30/2015	05/08/2015	INT	PRIMARY	\$8.02	C
108-2015	04/30/2015	05/08/2015	INT	PRIMARY	\$111.04	C
108-2015	04/30/2015	05/08/2015	INT	PRIMARY	\$1.44	C
108-2015	04/30/2015	05/08/2015	INT	PRIMARY	\$6.04	C
					Account Total:	\$1,111.36

Account Code: 1000-802-0000

Receipt #	Post Date	Transaction Date	Type	Source	Amount	Status
83-2015	04/10/2015	04/10/2015	STD	CRAUN AND ASSOCIATES	\$1,463.00	C

**Revenue Receipt Register**

April 2015

Account Code: 1000-802-0000

Receipt #	Post Date	Transaction Date	Type	Source	Amount	Status
84-2015	04/10/2015	04/10/2015	STD	NORAMAR	\$870.00	C
					Account Total:	\$2,333.00

Account Code: 1000-807-0000

Receipt #	Post Date	Transaction Date	Type	Source	Amount	Status
94-2015	04/21/2015	04/21/2015	STD	LAUREL SCHOOL	\$2,466.50	C
					Account Total:	\$2,466.50

Account Code: 1000-892-0000

Receipt #	Post Date	Transaction Date	Type	Source	Amount	Status
92-2015	04/21/2015	04/21/2015	STD	POLICE DEPARTMENT-DONATION	\$500.00	C
102-2015	04/10/2015	04/28/2015	STD	RUSSELL TOWNSHIP PARK COMMISSION	\$11,725.72	C
102-2015	04/28/2015	04/28/2015	NEG. ADJ.	RUSSELL TOWNSHIP PARK COMMISSION	-\$0.01	C
					Account Total:	\$12,225.71

Account Code: 1000-892-0004

Receipt #	Post Date	Transaction Date	Type	Source	Amount	Status
81-2015	04/10/2015	04/10/2015	STD	RIVER VALLEY PAPER CO.	\$511.20	C
					Account Total:	\$511.20

Account Code: 1000-892-0500

Receipt #	Post Date	Transaction Date	Type	Source	Amount	Status
103-2015	04/30/2015	04/28/2015	STD	MIDDLEFIELD BANKING CO.	\$652.05	V
103-2015	04/30/2015	05/08/2015	VOID	MIDDLEFIELD BANKING CO.	-\$652.05	V
109-2015	04/30/2015	05/08/2015	STD	RUSSELL TOWNSHIP EMPLOYEES	\$652.05	C
					Account Total:	\$652.05

Account Code: 2011-536-0000

Receipt #	Post Date	Transaction Date	Type	Source	Amount	Status
99-2015	04/27/2015	04/27/2015	STD	GEAUGA COUNTY AUDITOR	\$1,934.97	C
					Account Total:	\$1,934.97

Account Code: 2011-701-0000

Receipt #	Post Date	Transaction Date	Type	Source	Amount	Status
104-2015	04/30/2015	05/08/2015	INT	STAROHIO	\$0.19	C
108-2015	04/30/2015	05/08/2015	INT	PRIMARY	\$11.81	C
					Account Total:	\$12.00

Account Code: 2021-537-0000

Receipt #	Post Date	Transaction Date	Type	Source	Amount	Status
99-2015	04/27/2015	04/27/2015	STD	GEAUGA COUNTY AUDITOR	\$2,330.21	C
					Account Total:	\$2,330.21

Account Code: 2021-701-0000

Receipt #	Post Date	Transaction Date	Type	Source	Amount	Status
104-2015	04/30/2015	05/08/2015	INT	STAROHIO	\$0.48	C
108-2015	04/30/2015	05/08/2015	INT	PRIMARY	\$29.47	C
					Account Total:	\$29.95

**Revenue Receipt Register**

April 2015

Account Code: 2031-535-0000

Receipt #	Post Date	Transaction Date	Type	Source	Amount	Status
101-2015	04/10/2015	04/28/2015	MEMO	OHIO STATE TAXATION	\$20,108.69	C
					Account Total:	\$20,108.69

Account Code: 2031-807-0000

Receipt #	Post Date	Transaction Date	Type	Source	Amount	Status
94-2015	04/21/2015	04/21/2015	STD	LAUREL SCHOOL	\$3,196.12	C
					Account Total:	\$3,196.12

Account Code: 2031-892-0500

Receipt #	Post Date	Transaction Date	Type	Source	Amount	Status
103-2015	04/30/2015	04/28/2015	STD	MIDDLEFIELD BANKING CO.	\$1,106.81	V
103-2015	04/30/2015	05/08/2015	VOID	MIDDLEFIELD BANKING CO.	-\$1,106.81	V
109-2015	04/30/2015	05/08/2015	STD	RUSSELL TOWNSHIP EMPLOYEES	\$1,106.81	C
					Account Total:	\$1,106.81

Account Code: 2081-535-0000

Receipt #	Post Date	Transaction Date	Type	Source	Amount	Status
101-2015	04/10/2015	04/28/2015	MEMO	OHIO STATE TAXATION	\$76,857.32	C
					Account Total:	\$76,857.32

Account Code: 2081-807-0000

Receipt #	Post Date	Transaction Date	Type	Source	Amount	Status
94-2015	04/21/2015	04/21/2015	STD	LAUREL SCHOOL	\$6,200.47	C
					Account Total:	\$6,200.47

Account Code: 2081-892-0000

Receipt #	Post Date	Transaction Date	Type	Source	Amount	Status
82-2015	04/10/2015	04/10/2015	STD	POLICE DEPT. #440773	\$5.00	C
91-2015	04/21/2015	04/21/2015	STD	OPERS	\$604.45	C
91-2015	04/21/2015	04/21/2015	STD	OPERS	\$560.44	C
97-2015	04/27/2015	04/27/2015	STD	POLICE DEPT.#440774	\$10.00	C
118-2015	04/30/2015	05/15/2015	STD	PAYCOR	\$102.00	C
					Account Total:	\$1,281.89

Account Code: 2081-892-0500

Receipt #	Post Date	Transaction Date	Type	Source	Amount	Status
103-2015	04/30/2015	04/28/2015	STD	MIDDLEFIELD BANKING CO.	\$1,567.64	V
103-2015	04/30/2015	05/08/2015	VOID	MIDDLEFIELD BANKING CO.	-\$1,567.64	V
109-2015	04/30/2015	05/08/2015	STD	RUSSELL TOWNSHIP EMPLOYEES	\$1,567.64	C
					Account Total:	\$1,567.64

Account Code: 2111-535-0000

Receipt #	Post Date	Transaction Date	Type	Source	Amount	Status
101-2015	04/10/2015	04/28/2015	MEMO	OHIO STATE TAXATION	\$52,102.99	C
					Account Total:	\$52,102.99

**Revenue Receipt Register**

April 2015

Account Code: 2111-807-0000

Receipt #	Post Date	Transaction Date	Type	Source	Amount	Status
94-2015	04/21/2015	04/21/2015	STD	LAUREL SCHOOL	\$4,553.92	C
					Account Total:	\$4,553.92

Account Code: 2111-892-0500

Receipt #	Post Date	Transaction Date	Type	Source	Amount	Status
103-2015	04/30/2015	04/28/2015	STD	MIDDLEFIELD BANKING CO.	\$126.96	V
103-2015	04/30/2015	05/08/2015	VOID	MIDDLEFIELD BANKING CO.	-\$126.96	V
109-2015	04/30/2015	05/08/2015	STD	RUSSELL TOWNSHIP EMPLOYEES	\$126.96	C
					Account Total:	\$126.96

Account Code: 2141-535-0000

Receipt #	Post Date	Transaction Date	Type	Source	Amount	Status
101-2015	04/10/2015	04/28/2015	MEMO	OHIO STATE TAXATION	\$54,324.91	C
					Account Total:	\$54,324.91

Account Code: 2141-807-0000

Receipt #	Post Date	Transaction Date	Type	Source	Amount	Status
94-2015	04/21/2015	04/21/2015	STD	LAUREL SCHOOL	\$4,192.43	C
					Account Total:	\$4,192.43

Account Code: 2181-302-0000

Receipt #	Post Date	Transaction Date	Type	Source	Amount	Status
79-2015	04/10/2015	04/10/2015	STD	ZONING INSPECTOR	\$120.00	C
79-2015	04/10/2015	04/10/2015	STD	ZONING INSPECTOR	\$60.00	C
88-2015	04/21/2015	04/21/2015	STD	ZONING INSPECTOR	\$200.00	C
88-2015	04/21/2015	04/21/2015	STD	ZONING INSPECTOR	\$100.00	C
88-2015	04/21/2015	04/21/2015	STD	ZONING INSPECTOR	\$115.00	C
88-2015	04/21/2015	04/21/2015	STD	ZONING INSPECTOR	\$35.00	C
88-2015	04/24/2015	04/28/2015	NEG. ADJ.	ZONING INSPECTOR	-\$35.00	C
98-2015	04/27/2015	04/27/2015	STD	ZONING INSPECTOR	\$70.00	C
98-2015	04/27/2015	04/27/2015	STD	ZONING INSPECTOR	\$60.00	C
					Account Total:	\$725.00

Account Code: 2281-302-0000

Receipt #	Post Date	Transaction Date	Type	Source	Amount	Status
72-2015	04/02/2015	04/03/2015	STD	GREAT LAKES BILLING ASSOCIATION	\$1,855.63	C
95-2015	04/21/2015	04/21/2015	STD	GREAT LAKES BILLING ASSOCIATION	\$427.21	C
95-2015	04/21/2015	04/21/2015	STD	GREAT LAKES BILLING ASSOCIATION	\$620.15	C
95-2015	04/21/2015	04/21/2015	STD	GREAT LAKES BILLING ASSOCIATION	\$370.99	C
95-2015	04/21/2015	04/21/2015	STD	GREAT LAKES BILLING ASSOCIATION	\$2,262.98	C
95-2015	04/21/2015	04/21/2015	STD	GREAT LAKES BILLING ASSOCIATION	\$201.58	C
96-2015	04/27/2015	04/27/2015	STD	GREAT LAKES BILLING ASSOCIATION	\$374.41	C
96-2015	04/27/2015	04/27/2015	STD	GREAT LAKES BILLING ASSOCIATION	\$381.82	C
96-2015	04/27/2015	04/27/2015	STD	GREAT LAKES BILLING ASSOCIATION	\$208.81	C
100-2015	04/27/2015	04/27/2015	STD	GREAT LAKES BILLING ASSOCIATION	\$428.35	C
105-2015	04/30/2015	05/08/2015	STD	GREAT LAKES BILLING ASSOCIATION	\$300.91	C
105-2015	04/30/2015	05/08/2015	STD	GREAT LAKES BILLING ASSOCIATION	\$1,563.57	C
105-2015	04/30/2015	05/08/2015	STD	GREAT LAKES BILLING ASSOCIATION	\$1,343.76	C
					Account Total:	\$10,340.17

**Revenue Receipt Register**

April 2015

Account Code: 3101-535-0000

Receipt #	Post Date	Transaction Date	Type	Source	Amount	Status
101-2015	04/10/2015	04/28/2015	MEMO	OHIO STATE TAXATION	\$13,693.99	C
					Account Total:	\$13,693.99

Account Code: 3101-807-0000

Receipt #	Post Date	Transaction Date	Type	Source	Amount	Status
94-2015	04/21/2015	04/21/2015	STD	LAUREL SCHOOL	\$1,432.75	C
					Account Total:	\$1,432.75
					Report Total:	\$308,379.99

Type: STD - Standard Receipt, INT - Interest Receipt, MEMO - Memo Receipt, GAIN - Capital Gain, POS ADJ - Positive Adjustment, NEG ADJ - Negative Adjustment, POS REAL - Positive Reallocation, NEG REAL - Negative Reallocation  
 Status: O - Outstanding, C - Cleared, V - Voided, B - Batch

## Payment Listing

April 2015

Payment Advice #	Post Date	Transaction Date	Type	Vendor / Payee	Amount	Status
16-2015	04/07/2015	04/13/2015	CH	PAYCOR, INC.	\$217.46	C
17-2015	04/07/2015	04/27/2015	CH	MIDDLEFIELD BANKING COMPANY	\$87,674.92	C
18-2015	04/22/2015	04/27/2015	CH	MIDDLEFIELD BANKING COMPANY	\$76,714.11	C
19-2015	04/22/2015	04/27/2015	CH	PAYCOR, INC.	\$194.62	C
20-2015	04/28/2015	04/28/2015	CH	MIDDLEFIELD BANKING COMPANY	\$10.00	C
21-2015	04/22/2015	04/29/2015	CH	PAYCOR, INC.	\$102.00	C
24-2015	04/22/2015	05/15/2015	CH	MIDDLEFIELD BANKING COMPANY	\$552.76	C
16095	04/06/2015	04/06/2015	AW	SUNRISE SPRINGS WATER COMPANY	\$127.15	C
16096	04/06/2015	04/06/2015	AW	WINDSTREAM WESTERN RESERVE INC.	\$83.59	C
16097	04/06/2015	04/06/2015	AW	THE GEAUGA COUNTY TOWNSHIP ASSOC	\$100.00	C
16098	04/06/2015	04/06/2015	AW	CHARLES E.WALDER	\$405.95	C
16099	04/06/2015	04/06/2015	AW	AUBURN PIPE AND PLUMBERS SUPPLY CO	\$54.00	C
16100	04/06/2015	04/06/2015	AW	DISTILLATA CO	\$140.30	C
16101	04/06/2015	04/06/2015	AW	THE ILLUMINATING CO.	\$599.28	C
16102	04/06/2015	04/06/2015	AW	DOMINION EAST OHIO	\$191.19	C
16103	04/06/2015	04/06/2015	AW	GEAUGA COUNTY DEPARTMENT OF WATER	\$567.60	C
16104	04/06/2015	04/06/2015	AW	COVERALL NORTH AMERICA, INC.	\$332.00	C
16105	04/06/2015	04/06/2015	AW	SERVISOFT OF MIDDLEFIELD, INC.	\$98.76	C
16106	04/06/2015	04/06/2015	AW	GEAUGA COUNTY MAPLE LEAF	\$110.25	C
16107	04/06/2015	04/06/2015	AW	OHIO INSURANCE SERVICES AGENCY, INC	\$25.00	C
16108	04/06/2015	04/06/2015	AW	SERVISOFT OF MIDDLEFIELD, INC.	\$123.45	C
16109	04/06/2015	04/06/2015	AW	SERVISOFT OF MIDDLEFIELD, INC.	\$123.17	C
16110	04/06/2015	04/06/2015	AW	COVERALL NORTH AMERICA, INC.	\$480.00	C
16111	04/06/2015	04/06/2015	AW	CHAGRIN VALLEY/SOLON TIMES	\$42.19	C
16112	04/06/2015	04/06/2015	AW	UNIQUE PAVING MATERIALS CORP.	\$144.00	C
16113	04/06/2015	04/06/2015	AW	ILLUMINATING COMPANY	\$2,731.52	C
16114	04/06/2015	04/06/2015	AW	DOMINION EAST OHIO	\$1,523.03	C
16115	04/06/2015	04/06/2015	AW	MARSHALL FORD	\$36.65	C
16116	04/06/2015	04/06/2015	AW	THE GEAUGA COUNTY TOWNSHIP ASSOC	\$180.00	C
16117	04/06/2015	04/06/2015	AW	SPRINT COMMUNICATIONS	\$307.88	C
16118	04/06/2015	04/06/2015	AW	OHIO ASSOCIATION OF PUBLIC TREASUR	\$485.00	C
16119	04/06/2015	04/06/2015	AW	JKL MECHANICAL	\$449.00	O
16120	04/10/2015	04/10/2015	AW	NORTHSTAR TITLE SERVICES	\$1,354.89	C
16121	04/13/2015	04/13/2015	AW	PEARLWIND LLC	\$24,099.09	C
16122	04/15/2015	04/15/2015	AW	VISA	\$183.85	C
16123	04/15/2015	04/15/2015	AW	A & A CONSTRUCTION	\$6,050.00	C
16124	04/15/2015	04/15/2015	AW	H&M LANDSCAPING, INC.	\$3,822.51	C
16125	04/15/2015	04/15/2015	AW	SIDLEY TRUCK & EQUIPMENT SALES	\$346.04	C
16126	04/15/2015	04/15/2015	AW	RUGGS PEST MANAGEMENT	\$125.00	C
16127	04/15/2015	04/15/2015	AW	LexisNexis Risk Data Management Inc.	\$60.00	C
16128	04/15/2015	04/15/2015	AW	HAINES & COMPANY, INC.	\$302.50	C
16129	04/15/2015	04/15/2015	AW	NEO APWA	\$100.00	C
16130	04/15/2015	04/15/2015	AW	KOLSOM TIRE CO.	\$1,087.00	C
16131	04/15/2015	04/15/2015	AW	SIGNATURE OFFICE WORKS	\$87.40	C
16132	04/15/2015	04/15/2015	AW	SPOK, INC	\$175.00	C
16133	04/15/2015	04/15/2015	AW	LINDE GAS NORTH AMERICA LLC	\$272.02	C

**Payment Listing**

April 2015

Payment Advice #	Post Date	Transaction Date	Type	Vendor / Payee	Amount	Status
16134	04/15/2015	04/15/2015	AW	ULLMAN OIL, INC.	\$3,339.87	C
16135	04/15/2015	04/15/2015	AW	SPRINT COMMUNICATIONS	\$151.96	C
16136	04/15/2015	04/15/2015	AW	I.G.M. COPY PRODUCTS, INC.	\$300.00	C
16137	04/15/2015	04/15/2015	AW	UNIQUE PAVING MATERIALS CORP.	\$110.00	C
16138	04/15/2015	04/15/2015	AW	DISCOUNT DRAINAGE SUPPLIES	\$1,022.40	C
16139	04/15/2015	04/15/2015	AW	CHAGRIN VALLEY AUTO PARTS	\$406.14	C
16140	04/15/2015	04/15/2015	AW	CHROME DEPOT, INC.	\$12.00	C
16141	04/15/2015	04/15/2015	AW	TURNERY'S	\$21.54	C
16142	04/15/2015	04/15/2015	AW	SERVISOFT OF MIDDLEFIELD, INC.	\$102.76	C
16143	04/15/2015	04/15/2015	AW	FIRE FORCE INC	\$726.00	C
16144	04/15/2015	04/15/2015	AW	CHAGRIN PET & GARDEN SUPPLY INC.	\$7.18	C
16145	04/15/2015	04/15/2015	AW	TURNERY'S	\$10.15	C
16146	04/15/2015	04/15/2015	AW	COUNTRYSIDE TRUCK SERVICE	\$244.89	C
16147	04/15/2015	04/15/2015	AW	UH GEAUGA MEDICAL CENTER	\$60.00	O
16148	04/15/2015	04/15/2015	AW	GEAUGA COUNTY FIRE CHIEFS, ASSOCIA'	\$100.00	C
16149	04/15/2015	04/15/2015	AW	WASTE MGMT	\$313.92	C
16150	04/15/2015	04/15/2015	AW	THE BANK OF NEW YORK	\$23,402.50	C
16151	04/15/2015	04/15/2015	AW	VISA	\$1,496.01	C
16152	04/15/2015	04/15/2015	AW	RADICK'S LANDSCAPING, INC.	\$103.50	C
16153	04/15/2015	04/15/2015	AW	TURNERY'S	\$66.11	C
16154	04/15/2015	04/15/2015	AW	AIRGAS USA, LLC	\$33.94	C
16155	04/15/2015	04/15/2015	AW	NORAMAR	\$16.34	C
16156	04/15/2015	04/15/2015	AW	OHIO PUBLIC ENTITY CONSORTIUM	\$33,683.32	C
16157	04/15/2015	04/15/2015	AW	OHIO PEACE OFFICER TRAINING ACADEM	\$25.00	C
16158	04/15/2015	04/15/2015	AW	CINTAS CORPORATION LOCATION 259/T90	\$206.00	C
16159	04/15/2015	04/15/2015	AW	VERIZON WIRELESS-GREAT LAKES	\$274.63	C
16160	04/15/2015	04/15/2015	AW	PUBLIC EMPLOYEES RETIREMENT SYSTE	\$35,384.18	C
16161	04/15/2015	04/15/2015	AW	CAREWORKSCOMP	\$5,868.00	C
16162	04/15/2015	04/15/2015	AW	HARRINGTON, INC	\$619.90	C
16163	04/28/2015	04/28/2015	AW	SIGNATURE OFFICE WORKS	\$380.43	O
16164	04/28/2015	04/28/2015	AW	WINDSTREAM WESTERN RESERVE INC.	\$151.00	O
16165	04/28/2015	04/28/2015	AW	WINDSTREAM WESTERN RESERVE INC.	\$1,650.18	O
16166	04/28/2015	04/28/2015	AW	MILLER-DODSON	\$5,132.00	O
16167	04/28/2015	04/28/2015	AW	VERIZON WIRELESS-GREAT LAKES	\$100.63	O
16168	04/28/2015	04/28/2015	AW	MARSHALL FORD	\$65.80	O
16169	04/28/2015	04/28/2015	AW	GREAT LAKES BILLING ASSOCIATES, INC.	\$1,474.77	O
16170	04/28/2015	04/28/2015	AW	KOKOSING MATERIALS	\$814.20	O
16171	04/28/2015	04/28/2015	AW	TURNERY'S	\$17.93	O
16172	04/28/2015	04/28/2015	AW	AKRON TRACTOR & EQUIPMENT, INC.	\$297.53	O
16173	04/28/2015	04/28/2015	AW	UNIVERSITY HOSPITALS	\$45.00	O
16174	04/28/2015	04/28/2015	AW	THOMSON RUETERS	\$237.00	O
16175	04/28/2015	04/28/2015	AW	ILLUMINATING COMPANY	\$477.89	O
16176	04/29/2015	04/29/2015	AW	PNC BANK	\$1,919.26	O
16177	04/29/2015	04/29/2015	AW	PNC BANK N.A.	\$143.90	O
16178	04/29/2015	04/29/2015	AW	CLEMANS, NELSON & ASSOCIATES, INC.	\$393.50	O
16179	04/29/2015	04/29/2015	AW	INDUSTRIAL APPRAISAL COMPANY	\$310.00	O

**Payment Listing**

April 2015

Payment Advice #	Post Date	Transaction Date	Type	Vendor / Payee	Amount	Status
16180	04/29/2015	04/29/2015	AW	CHAGRIN VALLEY/SOLON TIMES	\$45.00	O
16181	04/29/2015	04/29/2015	AW	ALLIED CORPORATION, INC.	\$363.91	O
16182	04/29/2015	04/29/2015	AW	F & S AUTOMOTIVE, INC.	\$88.45	O
16183	04/29/2015	04/29/2015	AW	ROBECK FLUID POWER CO.	\$295.00	O
16184	04/29/2015	04/29/2015	AW	JUDCO, INC	\$474.00	O
16184	05/20/2015	05/20/2015	AW	JUDCO, INC	-\$474.00 *	V
16185	04/29/2015	04/29/2015	AW	SIDLEY TRUCK & EQUIPMENT SALES	\$282.58	O
16186	04/29/2015	04/29/2015	AW	TURNNEY'S	\$18.68	O
16187	04/29/2015	04/29/2015	AW	KOKOSING MATERIALS	\$204.60	O
16188	04/29/2015	04/29/2015	AW	RUSSELL PARK COMMISSION	\$11,725.71	O
16189	04/29/2015	04/29/2015	AW	BURNHAM & FLOWER GROUP	\$268.00	O
16190	04/30/2015	04/30/2015	AW	SIDLEY TRUCK & EQUIPMENT SALES	\$98,950.00	O
Total Payments:					\$447,427.32	
Total Conversion Vouchers:					\$0.00	
Total Less Conversion Vouchers:					\$447,427.32	

Type: AM - Accounting Manual Warrant, AW - Accounting Warrant, IM - Investment Manual Warrant, IW - Investment Warrant, PM - Payroll Manual Warrant, PR - Payroll Warrant, RW - Reduction of Receipt Warrant, SW - Skipped Warrant, WH - Withholding Warrant, WM - Withholding Manual, WS - Special Warrant, CH - Electronic Payment Advice, IL - Investment Loss, EP - Payroll EFT Voucher, CV - Payroll Conversion Voucher, SV - Payroll Special Voucher, EW - Withholding Voucher, POS ADJ - Positive Adjustment, NEG ADJ - Negative Adjustment, POS REAL - Positive Reallocation, NEG REAL - Negative Reallocation

Status: O - Outstanding, C - Cleared, V - Voided, B - Batch

\* Asterisked amounts are not included in report totals. These transactions occurred outside the reported date range but are listed for reference.



RUSSELL TOWNSHIP, GEauga COUNTY  
**Cash Journal**  
 April 2015

Cash		Credit		Debit			Expenditure		Balance		Primary		Non-pooled		Post Date		Transac		Source/Vendor/Payee		Reasoning		ProcessID		PO/BC		Warran#		Account #	
Debit Revenue		Expenditure		Balance			Primary		Non-pooled		Post Date		Non-pooled		Post Date		n Date		Source/Vendor/Payee		Reasoning		ProcessID		Receipt		Charge #		Account #	
\$1,655.63				\$4,945,056.82	\$4,460,058.39	\$384,998.43	\$0.00	\$0.00	04/02/2015	04/03/2015	GREAT LAKES BILLING ASSOCIATION	AMBULANCE RUNS	16,812	SR	72-2015	2281-302-0000													2281-302-0000	
\$0.00		\$0.00	\$127.15	\$4,945,056.82	\$4,461,914.02	\$384,998.43	\$0.00	\$0.00	04/06/2015	04/06/2015	SUNRISE SPRINGS WATER COMPANY		16,852	PO	38-2015	2081-210-358-0000													2081-210-358-0000	
\$0.00		\$0.00	\$41.80	\$4,945,056.82	\$4,461,786.87	\$384,998.43	\$0.00	\$0.00	04/06/2015	04/06/2015	WINDSTREAM WESTERN RESERVE INC.		16,852	PO	5-2015	2111-220-341-0000														2111-220-341-0000
\$0.00		\$0.00	\$41.79	\$4,945,056.82	\$4,461,703.28	\$384,998.43	\$0.00	\$0.00	04/06/2015	04/06/2015	WINDSTREAM WESTERN RESERVE INC.		16,852	BC	1-2015	1000-110-330-0000														1000-110-330-0000
\$0.00		\$0.00	\$405.95	\$4,945,056.82	\$4,461,197.33	\$384,998.43	\$0.00	\$0.00	04/06/2015	04/06/2015	THE GEAGAUA COUNTY TOWNSHIP ASSOCIATION		16,852	BC	1-2015	1000-110-330-0000														1000-110-330-0000
\$0.00		\$0.00	\$54.00	\$4,945,056.82	\$4,461,143.33	\$384,998.43	\$0.00	\$0.00	04/06/2015	04/06/2015	CHARLES E. WALDRER		16,852	BC	8-2015	2141-330-599-0000														2141-330-599-0000
\$0.00		\$0.00	\$21.15	\$4,945,056.82	\$4,461,122.18	\$384,998.43	\$0.00	\$0.00	04/06/2015	04/06/2015	AUBURN PIPE AND PLUMBERS SUPPLY CO.		16,852	PO	10-2015	1000-120-358-0000														1000-120-358-0000
\$0.00		\$0.00	\$42.65	\$4,945,056.82	\$4,461,079.53	\$384,998.43	\$0.00	\$0.00	04/06/2015	04/06/2015	DISTILLATA CO		16,852	PO	10-2015	2031-330-359-0000														2031-330-359-0000
\$0.00		\$0.00	\$76.50	\$4,945,056.82	\$4,461,003.03	\$384,998.43	\$0.00	\$0.00	04/06/2015	04/06/2015	DISTILLATA CO		16,852	PO	1-2015	1000-310-360-0000														1000-310-360-0000
\$0.00		\$0.00	\$599.28	\$4,945,056.82	\$4,460,403.75	\$384,998.43	\$0.00	\$0.00	04/06/2015	04/06/2015	THE ILLUMINATING CO.		16,852	PO	4-2015	1000-120-353-0000														1000-120-353-0000
\$0.00		\$0.00	\$191.19	\$4,945,056.82	\$4,460,212.56	\$384,998.43	\$0.00	\$0.00	04/06/2015	04/06/2015	DOMINION EAST OHIO		16,852	BC	6-2015	1000-120-353-0000														1000-120-353-0000
\$0.00		\$0.00	\$320.56	\$4,944,894.33	\$4,459,892.00	\$384,998.43	\$0.00	\$0.00	04/06/2015	04/06/2015	GEAGAUA COUNTY DEPARTMENT OF WATER RES		16,852	BC	6-2015	2081-210-323-0002														2081-210-323-0002
\$0.00		\$0.00	\$133.52	\$4,944,756.91	\$4,459,758.48	\$384,998.43	\$0.00	\$0.00	04/06/2015	04/06/2015	GEAGAUA COUNTY DEPARTMENT OF WATER RES		16,852	BC	4-2015	2111-220-323-0002														2111-220-323-0002
\$0.00		\$0.00	\$113.52	\$4,944,643.39	\$4,459,644.96	\$384,998.43	\$0.00	\$0.00	04/06/2015	04/06/2015	GEAGAUA COUNTY DEPARTMENT OF WATER RES		16,852	BC	7-2015	2081-210-323-0002														2081-210-323-0002
\$0.00		\$0.00	\$332.00	\$4,944,311.39	\$4,459,312.96	\$384,998.43	\$0.00	\$0.00	04/06/2015	04/06/2015	COVERALL NORTH AMERICA, INC.		16,852	BC	31-2015	1000-120-323-0002														1000-120-323-0002
\$0.00		\$0.00	\$98.76	\$4,944,212.63	\$4,459,214.20	\$384,998.43	\$0.00	\$0.00	04/06/2015	04/06/2015	SERVISOFT OF MIDDLEFIELD, INC.		16,852	BC	4-2015	2081-210-323-0002														2081-210-323-0002
\$0.00		\$0.00	\$110.25	\$4,944,102.38	\$4,459,103.95	\$384,998.43	\$0.00	\$0.00	04/06/2015	04/06/2015	GEAGAUA COUNTY MAPLE LEAF		16,852	BC	4-2015	1000-110-598-0000														1000-110-598-0000
\$0.00		\$0.00	\$25.00	\$4,944,077.38	\$4,459,078.95	\$384,998.43	\$0.00	\$0.00	04/06/2015	04/06/2015	OHIO INSURANCE SERVICES AGENCY, INC		16,852	BC	7-2015	1000-110-598-0000														1000-110-598-0000
\$0.00		\$0.00	\$123.45	\$4,943,953.93	\$4,458,955.50	\$384,998.43	\$0.00	\$0.00	04/06/2015	04/06/2015	SERVISOFT OF MIDDLEFIELD, INC.		16,852	BC	6-2015	1000-120-323-0002														1000-120-323-0002
\$0.00		\$0.00	\$123.17	\$4,943,830.76	\$4,458,832.33	\$384,998.43	\$0.00	\$0.00	04/06/2015	04/06/2015	SERVISOFT OF MIDDLEFIELD, INC.		16,852	BC	6-2015	1000-120-323-0002														1000-120-323-0002
\$0.00		\$0.00	\$480.50	\$4,943,350.26	\$4,458,352.33	\$384,998.43	\$0.00	\$0.00	04/06/2015	04/06/2015	COVERALL NORTH AMERICA, INC.		16,852	BC	71-2015	2181-130-598-0000														2181-130-598-0000
\$0.00		\$0.00	\$42.19	\$4,943,308.07	\$4,458,310.14	\$384,998.43	\$0.00	\$0.00	04/06/2015	04/06/2015	CHAGRIN VALLEY/SOLON TIMES		16,852	PO	51-2015	1000-120-353-0000														1000-120-353-0000
\$0.00		\$0.00	\$144.00	\$4,943,164.07	\$4,458,166.14	\$384,998.43	\$0.00	\$0.00	04/06/2015	04/06/2015	UNIQUE PAVING MATERIALS CORP.		16,852	PO	3-2015	1000-120-351-0000														1000-120-351-0000
\$0.00		\$0.00	\$673.03	\$4,942,491.04	\$4,457,493.11	\$384,998.43	\$0.00	\$0.00	04/06/2015	04/06/2015	ILLUMINATING COMPANY		16,852	PO	3-2015	2081-210-351-0000														2081-210-351-0000
\$0.00		\$0.00	\$958.53	\$4,941,633.01	\$4,456,634.58	\$384,998.43	\$0.00	\$0.00	04/06/2015	04/06/2015	ILLUMINATING COMPANY		16,852	PO	3-2015	2111-220-351-0000														2111-220-351-0000
\$0.00		\$0.00	\$1,199.96	\$4,940,433.05	\$4,455,434.62	\$384,998.43	\$0.00	\$0.00	04/06/2015	04/06/2015	ILLUMINATING COMPANY		16,852	PO	3-2014	2031-330-353-0000														2031-330-353-0000
\$0.00		\$0.00	\$274.96	\$4,940,158.09	\$4,455,159.66	\$384,998.43	\$0.00	\$0.00	04/06/2015	04/06/2015	DOMINION EAST OHIO		16,852	PO	4-2015	2081-210-353-0000														2081-210-353-0000
\$0.00		\$0.00	\$157.67	\$4,940,000.42	\$4,455,001.99	\$384,998.43	\$0.00	\$0.00	04/06/2015	04/06/2015	DOMINION EAST OHIO		16,852	PO	4-2015	2081-210-353-0000														2081-210-353-0000
\$0.00		\$0.00	\$146.27	\$4,939,854.15	\$4,454,855.72	\$384,998.43	\$0.00	\$0.00	04/06/2015	04/06/2015	DOMINION EAST OHIO		16,852	PO	4-2015	2111-220-353-0000														2111-220-353-0000
\$0.00		\$0.00	\$639.23	\$4,939,214.92	\$4,454,216.49	\$384,998.43	\$0.00	\$0.00	04/06/2015	04/06/2015	DOMINION EAST OHIO		16,852	BC	71-2015	1000-110-599-0000														1000-110-599-0000
\$0.00		\$0.00	\$304.90	\$4,938,910.02	\$4,453,911.59	\$384,998.43	\$0.00	\$0.00	04/06/2015	04/06/2015	DOMINION EAST OHIO		16,852	BC	72-2014	2081-210-323-0001														2081-210-323-0001
\$0.00		\$0.00	\$36.65	\$4,938,605.37	\$4,453,874.94	\$384,998.43	\$0.00	\$0.00	04/06/2015	04/06/2015	MARSHALL FORD		16,852	PO	20-2015	2081-210-598-0000														2081-210-598-0000
\$0.00		\$0.00	\$307.88	\$4,938,365.49	\$4,453,387.06	\$384,998.43	\$0.00	\$0.00	04/06/2015	04/06/2015	SPRINT COMMUNICATIONS		16,852	BC	1-2015	1000-110-330-0000														1000-110-330-0000
\$0.00		\$0.00	\$485.00	\$4,937,900.49	\$4,452,902.06	\$384,998.43	\$0.00	\$0.00	04/06/2015	04/06/2015	OHIO ASSOCIATION OF PUBLIC TREASURERS		16,852	BC	31-2015	2081-210-323-0002														2081-210-323-0002
\$0.00		\$0.00	\$449.00	\$4,937,451.49	\$4,452,453.06	\$384,998.43	\$0.00	\$0.00	04/06/2015	04/06/2015	JKL MECHANICAL	wrong bc	16,858	BC	53-2015	2111-220-598-0000														2111-220-598-0000
\$0.00		\$0.00	\$-30.00	\$4,937,481.49	\$4,452,483.06	\$384,998.43	\$0.00	\$0.00	04/07/2015	04/07/2015	TODD KRAUSE	wrong bc	16,860	BC	68-2015	2141-330-599-0000														2141-330-599-0000
\$0.00		\$0.00	\$330.00	\$4,937,418.26	\$4,452,453.06	\$384,998.43	\$0.00	\$0.00	04/07/2015	04/13/2015	PAYCOR, INC.		16,916	PO	6-2015	2031-330-599-0000														2031-330-599-0000
\$0.00		\$0.00	\$33.23	\$4,937,418.26	\$4,452,419.83	\$384,998.43	\$0.00	\$0.00	04/07/2015	04/13/2015	PAYCOR, INC.		16,916	PO	8-2015	2081-210-599-0000														2081-210-599-0000
\$0.00		\$0.00	\$24.16	\$4,937,394.10	\$4,452,395.67	\$384,998.43	\$0.00	\$0.00	04/07/2015	04/13/2015	PAYCOR, INC.</																			

Cash		Debit Revenue	Credit Expenditure	Balance	Primary Checking Balance	Primary Excluding Primary	Non-pooled	Post Date	Transaction Date	Source/Vendor/Payee	Reasoning	ProcessID	FOIBC Receipt	Warrant/Charge #	Account #
\$0.00	\$26,877.39	\$4,781,775.83	\$4,396,777.40	\$384,998.43	\$384,998.43	\$384,998.43	\$0.00	04/07/2015	04/27/2015	MIDDLEFIELD BANKING COMPANY		17,033	Direct	17-2015	2081-210-190-0000
\$0.00	\$181.96	\$4,781,593.87	\$4,396,595.44	\$384,998.43	\$384,998.43	\$384,998.43	\$0.00	04/07/2015	04/27/2015	MIDDLEFIELD BANKING COMPANY		17,033	Direct	17-2015	1000-110-213-0000
\$0.00	\$233.39	\$4,781,360.48	\$4,396,362.05	\$384,998.43	\$384,998.43	\$384,998.43	\$0.00	04/07/2015	04/27/2015	MIDDLEFIELD BANKING COMPANY		17,033	Direct	17-2015	2081-210-330-213-0000
\$0.00	\$431.57	\$4,780,928.91	\$4,395,930.48	\$384,998.43	\$384,998.43	\$384,998.43	\$0.00	04/07/2015	04/27/2015	MIDDLEFIELD BANKING COMPANY		17,033	Direct	17-2015	2081-210-330-213-0000
\$0.00	\$29,139.66	\$4,751,789.25	\$4,366,790.82	\$384,998.43	\$384,998.43	\$384,998.43	\$0.00	04/07/2015	04/27/2015	MIDDLEFIELD BANKING COMPANY		17,033	Direct	17-2015	1111-220-190-0000
\$0.00	\$1,252.60	\$4,750,536.65	\$4,365,538.22	\$384,998.43	\$384,998.43	\$384,998.43	\$0.00	04/07/2015	04/27/2015	MIDDLEFIELD BANKING COMPANY		17,033	Direct	17-2015	1111-220-212-0000
\$0.00	\$392.82	\$4,750,153.83	\$4,365,155.40	\$384,998.43	\$384,998.43	\$384,998.43	\$0.00	04/07/2015	04/27/2015	MIDDLEFIELD BANKING COMPANY		17,033	Direct	17-2015	1111-220-213-0000
\$0.00	\$594.72	\$4,749,559.11	\$4,364,560.68	\$384,998.43	\$384,998.43	\$384,998.43	\$0.00	04/07/2015	04/27/2015	MIDDLEFIELD BANKING COMPANY		17,033	Direct	17-2015	1000-110-228-0000
\$0.00	\$1,354.89	\$4,748,204.22	\$4,363,205.79	\$384,998.43	\$384,998.43	\$384,998.43	\$0.00	04/10/2015	04/10/2015	NORTHSTAR TITLE SERVICES		16,990	BC 72-2015	16120	1000-760-730-0000
\$120.00	\$0.00	\$4,748,324.22	\$4,363,325.79	\$384,998.43	\$384,998.43	\$384,998.43	\$0.00	04/10/2015	04/10/2015	ZONING INSPECTOR	ZP#3498, ZP#3499	16,899	SR 79-2015		2181-302-0000
\$60.00	\$0.00	\$4,748,384.22	\$4,363,385.79	\$384,998.43	\$384,998.43	\$384,998.43	\$0.00	04/10/2015	04/10/2015	ZONING INSPECTOR	ZP#3498, ZP#3499	16,899	SR 79-2015		2181-302-0000
\$187.50	\$0.00	\$4,748,571.72	\$4,363,573.29	\$384,998.43	\$384,998.43	\$384,998.43	\$0.00	04/10/2015	04/10/2015	GEAUGA COUNTY AUDITOR	MUNI COURT FINES	16,899	SR 80-2015		1000-401-0000
\$0.00	\$0.00	\$4,749,082.92	\$4,364,084.49	\$384,998.43	\$384,998.43	\$384,998.43	\$0.00	04/10/2015	04/10/2015	RIVER VALLEY PAPER CO.	RECYCLING REBATE	16,899	SR 81-2015		1000-892-0004
\$5.00	\$0.00	\$4,749,087.92	\$4,364,089.49	\$384,998.43	\$384,998.43	\$384,998.43	\$0.00	04/10/2015	04/10/2015	POLICE DEPT. #440773	TRAFFIC CRASH REPORT	16,899	SR 82-2015		2081-892-0000
\$1,463.00	\$0.00	\$4,750,550.92	\$4,365,552.49	\$384,998.43	\$384,998.43	\$384,998.43	\$0.00	04/10/2015	04/10/2015	GRAUN AND ASSOCIATES	APRIL RENT	16,899	SR 83-2015		1000-802-0000
\$870.00	\$0.00	\$4,751,420.92	\$4,366,422.49	\$384,998.43	\$384,998.43	\$384,998.43	\$0.00	04/10/2015	04/10/2015	NORAMAR	APRIL RENT	16,899	SR 84-2015		1000-802-0000
\$32,523.51	\$0.00	\$4,783,944.43	\$4,398,946.00	\$384,998.43	\$384,998.43	\$384,998.43	\$0.00	04/10/2015	04/28/2015	OHIO STATE TAXATION	ROLLBACK 2015	17,063	MR 101-2015		1000-535-0000
\$20,108.69	\$0.00	\$4,804,053.12	\$4,419,054.69	\$384,998.43	\$384,998.43	\$384,998.43	\$0.00	04/10/2015	04/28/2015	OHIO STATE TAXATION	ROLLBACK 2015	17,063	MR 101-2015		2031-535-0000
\$76,857.32	\$0.00	\$4,880,910.44	\$4,495,912.01	\$384,998.43	\$384,998.43	\$384,998.43	\$0.00	04/10/2015	04/28/2015	OHIO STATE TAXATION	ROLLBACK 2015	17,063	MR 101-2015		2081-535-0000
\$52,102.99	\$0.00	\$4,933,013.43	\$4,548,015.00	\$384,998.43	\$384,998.43	\$384,998.43	\$0.00	04/10/2015	04/28/2015	OHIO STATE TAXATION	ROLLBACK 2015	17,063	MR 101-2015		2111-535-0000
\$54,324.91	\$0.00	\$4,987,338.34	\$4,602,339.91	\$384,998.43	\$384,998.43	\$384,998.43	\$0.00	04/10/2015	04/28/2015	OHIO STATE TAXATION	ROLLBACK 2015	17,063	MR 101-2015		2141-535-0000
\$13,693.99	\$0.00	\$5,001,032.33	\$4,616,033.90	\$384,998.43	\$384,998.43	\$384,998.43	\$0.00	04/10/2015	04/28/2015	OHIO STATE TAXATION	ROLLBACK 2015	17,063	MR 101-2015		3101-535-0000
\$0.00	\$206.92	\$5,000,825.41	\$4,615,826.98	\$384,998.43	\$384,998.43	\$384,998.43	\$0.00	04/10/2015	04/28/2015	OHIO STATE TAXATION		17,063	Direct		1000-110-314-0000
\$0.00	\$127.93	\$5,000,697.48	\$4,615,699.05	\$384,998.43	\$384,998.43	\$384,998.43	\$0.00	04/10/2015	04/28/2015	OHIO STATE TAXATION		17,063	Direct		2031-330-314-0000
\$0.00	\$468.97	\$5,000,208.51	\$4,615,210.08	\$384,998.43	\$384,998.43	\$384,998.43	\$0.00	04/10/2015	04/28/2015	OHIO STATE TAXATION		17,063	Direct		2081-210-314-0000
\$0.00	\$331.48	\$4,998,877.03	\$4,614,878.60	\$384,998.43	\$384,998.43	\$384,998.43	\$0.00	04/10/2015	04/28/2015	OHIO STATE TAXATION		17,063	Direct		2111-220-314-0000
\$0.00	\$345.62	\$4,999,531.41	\$4,614,532.98	\$384,998.43	\$384,998.43	\$384,998.43	\$0.00	04/10/2015	04/28/2015	OHIO STATE TAXATION		17,063	Direct		2141-330-314-0000
\$0.00	\$97.12	\$4,998,444.29	\$4,614,445.86	\$384,998.43	\$384,998.43	\$384,998.43	\$0.00	04/10/2015	04/28/2015	OHIO STATE TAXATION		17,063	Direct		3101-220-314-0000
\$11,725.72	\$0.00	\$5,011,170.01	\$4,626,171.56	\$384,998.43	\$384,998.43	\$384,998.43	\$0.00	04/10/2015	04/28/2015	RUSSELL TOWNSHIP PARK COMMISSION	ROLLBACK SHARE	17,063	SR 102-2015		1000-892-0000
\$0.00	\$23,536.47	\$4,987,633.54	\$4,602,635.11	\$384,998.43	\$384,998.43	\$384,998.43	\$0.00	04/13/2015	04/13/2015	PEARLWIND LLC		16,904	PO 167-2014	16121	2111-760-740-0000
\$0.00	\$562.62	\$4,987,070.92	\$4,602,072.49	\$384,998.43	\$384,998.43	\$384,998.43	\$0.00	04/13/2015	04/13/2015	PEARLWIND LLC		16,904	BC 82-2015	16121	2111-760-740-0000
\$0.00	\$20.00	\$4,987,050.92	\$4,602,052.49	\$384,998.43	\$384,998.43	\$384,998.43	\$0.00	04/15/2015	04/15/2015	VISA		16,978	BC 41-2015	16122	2111-220-316-0000
\$0.00	\$128.75	\$4,986,922.17	\$4,601,923.74	\$384,998.43	\$384,998.43	\$384,998.43	\$0.00	04/15/2015	04/15/2015	VISA		16,978	BC 65-2015	16122	1000-110-319-0000
\$0.00	\$35.10	\$4,986,887.07	\$4,601,888.64	\$384,998.43	\$384,998.43	\$384,998.43	\$0.00	04/15/2015	04/15/2015	VISA		16,978	BC 37-2015	16122	2081-210-599-0000
\$0.00	\$6,050.00	\$4,980,837.07	\$4,595,838.64	\$384,998.43	\$384,998.43	\$384,998.43	\$0.00	04/15/2015	04/15/2015	A & A CONSTRUCTION		16,978	BC 81-2015	16123	1000-760-720-0000
\$0.00	\$406.25	\$4,980,430.82	\$4,595,432.38	\$384,998.43	\$384,998.43	\$384,998.43	\$0.00	04/15/2015	04/15/2015	H&M LANDSCAPING, INC.		16,978	PO 72-2015	16124	2111-220-323-0002
\$0.00	\$2,842.76	\$4,977,588.06	\$4,592,589.63	\$384,998.43	\$384,998.43	\$384,998.43	\$0.00	04/15/2015	04/15/2015	H&M LANDSCAPING, INC.		16,978	PO 72-2015	16124	1000-120-323-0002
\$0.00	\$321.75	\$4,977,266.31	\$4,592,267.88	\$384,998.43	\$384,998.43	\$384,998.43	\$0.00	04/15/2015	04/15/2015	H&M LANDSCAPING, INC.		16,978	PO 72-2015	16124	1000-120-323-0002
\$0.00	\$251.75	\$4,977,014.56	\$4,592,016.13	\$384,998.43	\$384,998.43	\$384,998.43	\$0.00	04/15/2015	04/15/2015	H&M LANDSCAPING, INC.		16,978	PO 72-2015	16124	2141-330-323-0002
\$0.00	\$346.04	\$4,976,668.52	\$4,591,670.09	\$384,998.43	\$384,998.43	\$384,998.43	\$0.00	04/15/2015	04/15/2015	SIDLEY TRUCK & EQUIPMENT SALES		16,978	BC 19-2015	16125	2031-330-323-0001
\$0.00	\$125.00	\$4,976,543.52	\$4,591,545.09	\$384,998.43	\$384,998.43	\$384,998.43	\$0.00	04/15/2015	04/15/2015	RUGGS PEST MANAGEMENT		16,978	BC 6-2015	16126	1000-120-323-0002
\$0.00	\$60.00	\$4,976,483.52	\$4,591,485.09	\$384,998.43	\$384,998.43	\$384,998.43	\$0.00	04/15/2015	04/15/2015	LexisNexis Risk Data Management Inc.		16,978	PO 25-2015	16127	2081-210-599-0000
\$0.00	\$302.50	\$4,976,181.02	\$4,591,182.59	\$384,998.43	\$384,998.43	\$384,998.43	\$0.00	04/15/2015	04/15/2015	HAINES & COMPANY, INC.		16,978	BC 37-2015	16129	2081-210-599-0000
\$0.00	\$40.32	\$4,976,140.70	\$4,591,142.27	\$384,998.43	\$384,998.43	\$384,998.43	\$0.00	04/15/2015	04/15/2015	NEO APWA		16,978	BC 68-2015	16129	2141-330-599-0000
\$0.00	\$59.68	\$4,976,081.02	\$4,591,082.59	\$384,998.43	\$384,998.43	\$384,998.43	\$0.00	04/15/2015	04/15/2015	NEO APWA		16,978	BC 45-2015	16129	2141-330-599-0000
\$0.00	\$1,087.00	\$4,974,994.02	\$4,588,995.59	\$384,998.43	\$384,998.43	\$384,998.43	\$0.00	04/15/2015	04/15/2015	KOLSUM TIRE CO.		16,978	BC 48-2015	16130	2111-220-323-0001
\$0.00	\$87.40	\$4,974,906.62	\$4,588,908.18	\$384,998.43	\$384,998.43	\$384,998.43	\$0.00	04/15/2015	04/15/2015	SIGNATURE OFFICE WORKS		16,978	BC 7-2015	16131	2111-220-410-0000
\$0.00	\$175.00	\$4,974,731.62	\$4,588,733.19	\$384,998.43	\$384,998.43	\$384,998.43	\$0.00	04/15/2015	04/15/2015	SPOK, INC		16,978	PO 7-2015	16132	2111-220-359-0000
\$0.00	\$272.02	\$4,974,459.60	\$4,588,461.17	\$384,998.43	\$384,998.43	\$384,998.43	\$0.00	04/15/2015	04/15/2015	LINDE GAS NORTH AMERICA LLC		16,978	PO 9-2015	16134	2031-330-420-0010
\$0.00	\$1,393.59	\$4,973,066.01	\$4,588,067.58	\$384,998.43	\$384,998.43	\$384,998.43	\$0.00	04/15/2015	04/15/2015	ULLMAN OIL, INC.		16,978	PO 9-2015	16134	2031-330-420-0010
\$0.00	\$1,047.96	\$4,972,018.03	\$4,587,019.60	\$384,998.43	\$384,998.43	\$384,998.43	\$0.00	04/15/2015	04/15/2015	ULLMAN OIL, INC.		16,978	PO 9-2015	16134	2081-210-420-0010
\$0.00	\$698.30	\$4,971,119.73	\$4,586,121.30	\$384,998.43	\$384,998.43	\$384,998.43	\$0.00	04/15/2015	04/15/2015	ULLMAN OIL, INC.		16,978	PO 9-2015	16134	2111-220-420-0010
\$0.00	\$151.96	\$4,970,967.77	\$4,585,969.34	\$384,998.43	\$384,998.										

RUSSELL TOWNSHIP, GEauga COUNTY  
Cash Journal  
April 2015

Cash				Primary Checking Balance	Pooled Excluding Primary	Non-pooled	Post Date	Transaction Date	Source/Vendor/Payee	Reasoning	ProcessID	POIBC Receipt	Warrant/ Charge #	Account #
Debit Revenue	Credit Expenditure	Balance												
\$0.00	\$110.00	\$4,970,557.77	\$4,585,559.34	\$384,998.43	\$0.00	04/15/2015	04/15/2015	UNIQUE PAVING MATERIALS CORP.			16,978	PO 51-2015	16137	2141-330-490-0000
\$0.00	\$1,022.40	\$4,969,535.37	\$4,584,536.94	\$384,998.43	\$0.00	04/15/2015	04/15/2015	DISCOUNT DRAINAGE SUPPLIES			16,978	PO 70-2015	16138	2141-330-360-0060
\$0.00	\$182.28	\$4,968,353.09	\$4,584,354.66	\$384,998.43	\$0.00	04/15/2015	04/15/2015	CHAGRIN VALLEY AUTO PARTS			16,978	BC 19-2015	16139	2031-330-323-0001
\$0.00	\$223.85	\$4,968,129.23	\$4,584,130.80	\$384,998.43	\$0.00	04/15/2015	04/15/2015	CHAGRIN VALLEY AUTO PARTS			16,978	BC 62-2015	16139	2141-330-490-0000
\$0.00	\$12.00	\$4,968,117.23	\$4,584,118.80	\$384,998.43	\$0.00	04/15/2015	04/15/2015	CHROME DEPOT, INC.			16,978	BC 19-2015	16140	2031-330-323-0001
\$0.00	\$21.54	\$4,968,095.69	\$4,584,097.26	\$384,998.43	\$0.00	04/15/2015	04/15/2015	TURNEY'S			16,978	BC 62-2015	16141	2141-330-490-0000
\$0.00	\$102.76	\$4,968,092.93	\$4,583,994.50	\$384,998.43	\$0.00	04/15/2015	04/15/2015	SERVISOFT OF MIDDLEFIELD, INC.			16,978	BC 47-2015	16142	2111-220-323-0002
\$0.00	\$726.00	\$4,968,266.93	\$4,583,268.50	\$384,998.43	\$0.00	04/15/2015	04/15/2015	FIRE FORCE INC			16,978	PO 58-2015	16143	2111-220-323-0000
\$0.00	\$7.18	\$4,968,259.75	\$4,583,261.32	\$384,998.43	\$0.00	04/15/2015	04/15/2015	CHAGRIN PET & GARDEN SUPPLY INC.			16,978	BC 43-2015	16144	2111-220-323-0000
\$0.00	\$10.15	\$4,968,249.60	\$4,583,251.17	\$384,998.43	\$0.00	04/15/2015	04/15/2015	TURNEY'S			16,978	BC 52-2015	16145	2111-220-490-0000
\$0.00	\$244.89	\$4,968,004.71	\$4,582,946.28	\$384,998.43	\$0.00	04/15/2015	04/15/2015	COUNTRYSIDE TRUCK SERVICE			16,978	BC 46-2015	16146	2111-220-323-0001
\$0.00	\$90.00	\$4,967,944.71	\$4,582,846.28	\$384,998.43	\$0.00	04/15/2015	04/15/2015	UH GEAGA COUNTY FIRE CHIEFS, ASSOCIATION			16,978	BC 53-2015	16147	2111-220-599-0000
\$0.00	\$100.00	\$4,967,844.71	\$4,582,746.28	\$384,998.43	\$0.00	04/15/2015	04/15/2015	GEAGA COUNTY FIRE CHIEFS, ASSOCIATION			16,978	BC 53-2015	16148	2111-220-599-0000
\$0.00	\$96.40	\$4,967,748.31	\$4,582,646.28	\$384,998.43	\$0.00	04/15/2015	04/15/2015	WASTE MGMT			16,978	PO 37-2015	16149	2031-330-322-0000
\$0.00	\$96.40	\$4,967,651.91	\$4,582,546.28	\$384,998.43	\$0.00	04/15/2015	04/15/2015	WASTE MGMT			16,978	PO 37-2015	16149	2031-330-322-0000
\$0.00	\$54.72	\$4,967,597.19	\$4,582,491.56	\$384,998.43	\$0.00	04/15/2015	04/15/2015	WASTE MGMT			16,978	PO 37-2015	16149	2031-330-322-0000
\$0.00	\$96.40	\$4,967,500.79	\$4,582,395.16	\$384,998.43	\$0.00	04/15/2015	04/15/2015	WASTE MGMT			16,978	PO 37-2015	16149	2031-330-322-0000
\$0.00	\$23,402.50	\$4,944,128.29	\$4,559,992.66	\$384,998.43	\$0.00	04/15/2015	04/15/2015	THE BANK OF NEW YORK			16,978	PO 74-2015	16150	3101-800-890-0000
\$0.00	\$126.00	\$4,944,002.29	\$4,559,866.66	\$384,998.43	\$0.00	04/15/2015	04/15/2015	VISA			16,978	BC 57-2015	16151	2181-130-599-0000
\$0.00	\$7.88	\$4,943,924.41	\$4,559,788.78	\$384,998.43	\$0.00	04/15/2015	04/15/2015	VISA			16,978	BC 77-2015	16151	1000-110-599-0000
\$0.00	\$650.00	\$4,943,344.41	\$4,558,938.78	\$384,998.43	\$0.00	04/15/2015	04/15/2015	VISA			16,978	BC 41-2015	16151	2111-220-318-0000
\$0.00	\$205.13	\$4,943,139.28	\$4,558,733.65	\$384,998.43	\$0.00	04/15/2015	04/15/2015	VISA			16,978	BC 41-2015	16151	2111-220-318-0000
\$0.00	\$248.00	\$4,942,891.28	\$4,557,985.65	\$384,998.43	\$0.00	04/15/2015	04/15/2015	VISA			16,978	BC 51-2015	16151	2111-220-430-0000
\$0.00	\$259.00	\$4,942,632.28	\$4,557,726.65	\$384,998.43	\$0.00	04/15/2015	04/15/2015	VISA			16,978	PO 59-2015	16151	2111-220-599-0000
\$0.00	\$103.30	\$4,942,528.98	\$4,557,623.35	\$384,998.43	\$0.00	04/15/2015	04/15/2015	RADICEY'S LANDSCAPING, INC.			16,978	BC 62-2015	16152	2141-330-490-0000
\$0.00	\$96.11	\$4,942,432.87	\$4,557,527.24	\$384,998.43	\$0.00	04/15/2015	04/15/2015	TURNEY'S			16,978	BC 62-2015	16153	2141-330-490-0000
\$0.00	\$33.94	\$4,942,428.93	\$4,557,493.30	\$384,998.43	\$0.00	04/15/2015	04/15/2015	AIRGAS USA, LLC			16,978	BC 62-2015	16153	2031-330-222-0000
\$0.00	\$16.34	\$4,942,412.59	\$4,557,476.96	\$384,998.43	\$0.00	04/15/2015	04/15/2015	NORAWAR			16,978	BC 62-2015	16154	2141-330-490-0000
\$0.00	\$318.94	\$4,942,063.65	\$4,557,028.02	\$384,998.43	\$0.00	04/15/2015	04/15/2015	OHIO PUBLIC ENTITY CONSORTIUM			16,978	PO 65-2015	16156	2111-220-222-0000
\$0.00	\$78.00	\$4,941,985.65	\$4,556,950.02	\$384,998.43	\$0.00	04/15/2015	04/15/2015	OHIO PUBLIC ENTITY CONSORTIUM			16,978	PO 65-2015	16156	1000-110-223-0000
\$0.00	\$45.92	\$4,941,939.68	\$4,556,894.10	\$384,998.43	\$0.00	04/15/2015	04/15/2015	OHIO PUBLIC ENTITY CONSORTIUM			16,978	PO 65-2015	16156	1000-110-224-0000
\$0.00	\$495.47	\$4,941,444.21	\$4,556,448.68	\$384,998.43	\$0.00	04/15/2015	04/15/2015	OHIO PUBLIC ENTITY CONSORTIUM			16,978	PO 65-2015	16156	2031-330-222-0000
\$0.00	\$96.32	\$4,941,347.89	\$4,556,352.36	\$384,998.43	\$0.00	04/15/2015	04/15/2015	OHIO PUBLIC ENTITY CONSORTIUM			16,978	PO 65-2015	16156	2031-330-223-0000
\$0.00	\$59.90	\$4,941,287.89	\$4,556,292.46	\$384,998.43	\$0.00	04/15/2015	04/15/2015	OHIO PUBLIC ENTITY CONSORTIUM			16,978	PO 65-2015	16156	2031-330-223-0000
\$0.00	\$672.00	\$4,940,615.89	\$4,555,617.46	\$384,998.43	\$0.00	04/15/2015	04/15/2015	OHIO PUBLIC ENTITY CONSORTIUM			16,978	PO 65-2015	16156	2081-210-222-0000
\$0.00	\$182.23	\$4,940,433.66	\$4,555,435.23	\$384,998.43	\$0.00	04/15/2015	04/15/2015	OHIO PUBLIC ENTITY CONSORTIUM			16,978	PO 65-2015	16156	2081-210-223-0000
\$0.00	\$67.20	\$4,940,366.46	\$4,555,368.03	\$384,998.43	\$0.00	04/15/2015	04/15/2015	OHIO PUBLIC ENTITY CONSORTIUM			16,978	PO 65-2015	16156	2111-220-223-0000
\$0.00	\$11.77	\$4,940,354.69	\$4,555,356.26	\$384,998.43	\$0.00	04/15/2015	04/15/2015	OHIO PUBLIC ENTITY CONSORTIUM			16,978	PO 65-2015	16156	2111-220-224-0000
\$0.00	\$6.00	\$4,940,348.69	\$4,555,350.26	\$384,998.43	\$0.00	04/15/2015	04/15/2015	OHIO PUBLIC ENTITY CONSORTIUM			16,978	PO 65-2015	16156	1000-110-221-0000
\$0.00	\$1,593.75	\$4,938,754.94	\$4,553,756.51	\$384,998.43	\$0.00	04/15/2015	04/15/2015	OHIO PUBLIC ENTITY CONSORTIUM			16,978	PO 66-2015	16156	1000-110-221-0000
\$0.00	\$2,478.17	\$4,936,276.77	\$4,551,277.34	\$384,998.43	\$0.00	04/15/2015	04/15/2015	OHIO PUBLIC ENTITY CONSORTIUM			16,978	PO 66-2015	16156	2031-330-221-0000
\$0.00	\$5.99	\$4,936,270.78	\$4,551,271.35	\$384,998.43	\$0.00	04/15/2015	04/15/2015	OHIO PUBLIC ENTITY CONSORTIUM			16,978	PO 65-2015	16156	2111-220-222-0000
\$0.00	\$8.00	\$4,936,262.78	\$4,551,263.35	\$384,998.43	\$0.00	04/15/2015	04/15/2015	OHIO PUBLIC ENTITY CONSORTIUM			16,978	PO 66-2015	16156	2031-330-221-0000
\$0.00	\$10.00	\$4,936,252.78	\$4,551,253.35	\$384,998.43	\$0.00	04/15/2015	04/15/2015	OHIO PUBLIC ENTITY CONSORTIUM			16,978	PO 66-2015	16156	2081-210-221-0000
\$0.00	\$3,541.67	\$4,932,711.11	\$4,547,711.68	\$384,998.43	\$0.00	04/15/2015	04/15/2015	OHIO PUBLIC ENTITY CONSORTIUM			16,978	PO 66-2015	16156	2081-210-221-0000
\$0.00	\$1.00	\$4,932,709.11	\$4,547,710.68	\$384,998.43	\$0.00	04/15/2015	04/15/2015	OHIO PUBLIC ENTITY CONSORTIUM			16,978	PO 67-2015	16156	2111-220-221-0000
\$0.00	\$4,414.97	\$4,928,294.14	\$4,543,295.71	\$384,998.43	\$0.00	04/15/2015	04/15/2015	OHIO PUBLIC ENTITY CONSORTIUM			16,978	PO 67-2015	16156	1000-110-221-0000
\$0.00	\$407.55	\$4,927,886.59	\$4,542,888.16	\$384,998.43	\$0.00	04/15/2015	04/15/2015	OHIO PUBLIC ENTITY CONSORTIUM			16,978	PO 67-2015	16156	2031-330-221-0000
\$0.00	\$7,165.23	\$4,920,721.36	\$4,535,722.93	\$384,998.43	\$0.00	04/15/2015	04/15/2015	OHIO PUBLIC ENTITY CONSORTIUM			16,978	PO 67-2015	16156	2081-210-22-0000
\$0.00	\$10,642.04	\$4,910,079.32	\$4,525,080.89	\$384,998.43	\$0.00	04/15/2015	04/15/2015	OHIO PUBLIC ENTITY CONSORTIUM			16,978	PO 66-2015	16156	2111-220-221-0000
\$0.00	\$354.17	\$4,909,725.15	\$4,524,726.72	\$384,998.43	\$0.00	04/15/2015	04/15/2015	OHIO PUBLIC ENTITY CONSORTIUM			16,978	PO 67-2015	16156	2111-220-221-0000
\$0.00	\$846.35	\$4,908,878.80	\$4,523,880.37	\$384,998.43	\$0.00	04/15/2015	04/15/2015	OHIO PUBLIC ENTITY CONSORTIUM			16,978	PO 67-2015	16156	2111-220-221-0000

Cash Journal

April 2015

Cash

Debit Revenue	Credit Expenditure	Balance	Primary Checking Balance	Pooled Excluding Primary	Non-pooled	Post Date	Transaction Date	Source/Vendor/Payee	Reasoning	ProcessID	PO/BC Receipt	Warrant/Charge #	Account #
\$0.00	\$6.00	\$4,908,872.80	\$4,523,874.37	\$384,998.43	\$0.00	04/15/2015	04/15/2015	OHIO PUBLIC ENTITY CONSORTIUM		16,978	PO 65-2015	16156	1000-110-222-0000
\$0.00	\$126.39	\$4,908,746.41	\$4,523,747.98	\$384,998.43	\$0.00	04/15/2015	04/15/2015	OHIO PUBLIC ENTITY CONSORTIUM		16,978	PO 65-2015	16156	1000-110-223-0000
\$0.00	\$17.34	\$4,908,729.07	\$4,523,730.64	\$384,998.43	\$0.00	04/15/2015	04/15/2015	OHIO PUBLIC ENTITY CONSORTIUM		16,978	BC 28-2015	16157	2081-210-224-0000
\$0.00	\$25.00	\$4,908,704.07	\$4,523,705.64	\$384,998.43	\$0.00	04/15/2015	04/15/2015	OHIO PEACE OFFICER TRAINING ACADEMY		16,978	PO 15-2015	16158	2031-330-490-0000
\$0.00	\$73.75	\$4,908,630.32	\$4,523,631.89	\$384,998.43	\$0.00	04/15/2015	04/15/2015	CINTAS CORPORATION LOCATION 259790		16,978	PO 15-2015	16158	2031-330-599-0000
\$0.00	\$49.95	\$4,908,580.37	\$4,523,581.94	\$384,998.43	\$0.00	04/15/2015	04/15/2015	CINTAS CORPORATION LOCATION 259790		16,978	PO 15-2015	16158	2031-330-599-0000
\$0.00	\$82.30	\$4,908,498.07	\$4,523,499.64	\$384,998.43	\$0.00	04/15/2015	04/15/2015	CINTAS CORPORATION LOCATION 259790		16,978	PO 6-2015	16159	2031-330-359-0000
\$0.00	\$211.22	\$4,908,286.85	\$4,523,288.42	\$384,998.43	\$0.00	04/15/2015	04/15/2015	VERIZON WIRELESS-GREAT LAKES		16,978	PO 6-2015	16159	2031-330-359-0000
\$0.00	\$55.86	\$4,908,230.99	\$4,523,232.56	\$384,998.43	\$0.00	04/15/2015	04/15/2015	VERIZON WIRELESS-GREAT LAKES		16,978	PO 6-2015	16159	2031-330-359-0000
\$0.00	\$7.55	\$4,908,223.44	\$4,523,225.01	\$384,998.43	\$0.00	04/15/2015	04/15/2015	VERIZON WIRELESS-GREAT LAKES		16,978	Direct	16160	1000-110-111-0000
\$0.00	\$399.96	\$4,907,823.48	\$4,522,825.05	\$384,998.43	\$0.00	04/15/2015	04/15/2015	PUBLIC EMPLOYEES RETIREMENT SYSTEM		16,987	Direct	16160	1000-110-112-0000
\$0.00	\$273.50	\$4,907,549.98	\$4,522,551.55	\$384,998.43	\$0.00	04/15/2015	04/15/2015	PUBLIC EMPLOYEES RETIREMENT SYSTEM		16,987	Direct	16160	1000-110-121-0000
\$0.00	\$202.86	\$4,907,347.12	\$4,522,348.69	\$384,998.43	\$0.00	04/15/2015	04/15/2015	PUBLIC EMPLOYEES RETIREMENT SYSTEM		16,987	Direct	16160	1000-110-122-0000
\$0.00	\$676.68	\$4,906,670.44	\$4,521,671.91	\$384,998.43	\$0.00	04/15/2015	04/15/2015	PUBLIC EMPLOYEES RETIREMENT SYSTEM		16,987	Direct	16160	1000-130-190-0000
\$0.00	\$495.86	\$4,906,174.58	\$4,521,176.05	\$384,998.43	\$0.00	04/15/2015	04/15/2015	PUBLIC EMPLOYEES RETIREMENT SYSTEM		16,987	Direct	16160	1000-130-190-0000
\$0.00	\$33.31	\$4,906,141.27	\$4,521,142.74	\$384,998.43	\$0.00	04/15/2015	04/15/2015	PUBLIC EMPLOYEES RETIREMENT SYSTEM		16,987	Direct	16160	2041-410-190-0000
\$0.00	\$3,021.69	\$4,903,119.58	\$4,518,121.05	\$384,998.43	\$0.00	04/15/2015	04/15/2015	PUBLIC EMPLOYEES RETIREMENT SYSTEM		16,987	Direct	16160	1000-110-211-0000
\$0.00	\$3,943.62	\$4,899,175.96	\$4,514,177.43	\$384,998.43	\$0.00	04/15/2015	04/15/2015	PUBLIC EMPLOYEES RETIREMENT SYSTEM		16,987	Direct	16160	1000-110-211-0000
\$0.00	\$5,521.05	\$4,893,654.91	\$4,508,656.38	\$384,998.43	\$0.00	04/15/2015	04/15/2015	PUBLIC EMPLOYEES RETIREMENT SYSTEM		16,987	Direct	16160	2031-330-211-0000
\$0.00	\$8,037.05	\$4,885,617.86	\$4,500,619.33	\$384,998.43	\$0.00	04/15/2015	04/15/2015	PUBLIC EMPLOYEES RETIREMENT SYSTEM		16,987	Direct	16160	2081-210-190-0000
\$0.00	\$9,603.47	\$4,876,014.39	\$4,491,015.86	\$384,998.43	\$0.00	04/15/2015	04/15/2015	PUBLIC EMPLOYEES RETIREMENT SYSTEM		16,987	Direct	16160	2081-210-211-0000
\$0.00	\$1,387.33	\$4,874,646.96	\$4,489,648.53	\$384,998.43	\$0.00	04/15/2015	04/15/2015	PUBLIC EMPLOYEES RETIREMENT SYSTEM		16,987	Direct	16160	2111-220-190-0000
\$0.00	\$1,807.70	\$4,872,839.26	\$4,487,840.83	\$384,998.43	\$0.00	04/15/2015	04/15/2015	PUBLIC EMPLOYEES RETIREMENT SYSTEM		16,987	Direct	16160	2111-220-211-0000
\$0.00	\$828.90	\$4,871,910.36	\$4,486,911.93	\$384,998.43	\$0.00	04/15/2015	04/15/2015	CAREWORKSCOMP		16,987	BC 4-2015	16161	1000-110-599-0000
\$0.00	\$2,308.47	\$4,869,601.89	\$4,484,603.46	\$384,998.43	\$0.00	04/15/2015	04/15/2015	CAREWORKSCOMP		16,987	BC 37-2015	16161	1000-110-599-0000
\$0.00	\$1,383.80	\$4,868,218.09	\$4,483,219.66	\$384,998.43	\$0.00	04/15/2015	04/15/2015	CAREWORKSCOMP		16,987	BC 53-2015	16161	2111-220-599-0000
\$0.00	\$14.55	\$4,868,203.54	\$4,483,205.11	\$384,998.43	\$0.00	04/15/2015	04/15/2015	CAREWORKSCOMP		16,987	BC 69-2015	16161	2111-220-599-0000
\$0.00	\$1,232.28	\$4,866,971.26	\$4,481,972.83	\$384,998.43	\$0.00	04/15/2015	04/15/2015	CAREWORKSCOMP		16,987	BC 45-2015	16162	2111-220-323-0001
\$0.00	\$619.90	\$4,866,351.36	\$4,481,352.93	\$384,998.43	\$0.00	04/15/2015	04/15/2015	HARRINGTON, INC		17,004	SR 88-2015		2181-302-0000
\$200.00	\$0.00	\$4,866,351.36	\$4,481,352.93	\$384,998.43	\$0.00	04/21/2015	04/21/2015	ZONING INSPECTOR	BZA FEE, ZP#3496,3500,3501	17,004	SR 88-2015		2181-302-0000
\$100.00	\$0.00	\$4,866,651.36	\$4,481,652.93	\$384,998.43	\$0.00	04/21/2015	04/21/2015	ZONING INSPECTOR	BZA FEE, ZP#3496,3500,3501	17,004	SR 88-2015		2181-302-0000
\$115.00	\$0.00	\$4,866,766.36	\$4,481,767.93	\$384,998.43	\$0.00	04/21/2015	04/21/2015	ZONING INSPECTOR	BZA FEE, ZP#3496,3500,3501	17,004	SR 88-2015		2181-302-0000
\$35.00	\$0.00	\$4,866,801.36	\$4,481,802.93	\$384,998.43	\$0.00	04/21/2015	04/21/2015	ZONING INSPECTOR	BZA FEE, ZP#3496,3500,3501	17,004	SR 88-2015		2181-302-0000
\$109.97	\$0.00	\$4,866,911.33	\$4,481,912.90	\$384,998.43	\$0.00	04/21/2015	04/21/2015	GEAUGA COUNTY AUDITOR	HOTEL/MOTEL TAX	17,004	SR 89-2015		1000-199-0000
\$2.00	\$0.00	\$4,866,913.33	\$4,481,914.90	\$384,998.43	\$0.00	04/21/2015	04/21/2015	DOMINION EAST OHIO	EXCAVATION PERMIT CWO#63276;	17,004	SR 90-2015		1000-302-0000
\$604.45	\$0.00	\$4,867,517.78	\$4,482,519.35	\$384,998.43	\$0.00	04/21/2015	04/21/2015	OPERS	REFUND OF OVERPAYMENT—TIM	17,004	SR 91-2015		2081-892-0000
\$560.44	\$0.00	\$4,868,078.22	\$4,483,079.79	\$384,998.43	\$0.00	04/21/2015	04/21/2015	OPERS	REFUND OF OVERPAYMENT—TIM	17,004	SR 91-2015		2081-892-0000
\$500.00	\$0.00	\$4,868,578.22	\$4,483,579.79	\$384,998.43	\$0.00	04/21/2015	04/21/2015	POLICE DEPARTMENT-DONATION	DIXIE D. LOGAN CAHN	17,004	SR 92-2015		1000-892-0000
\$138.00	\$0.00	\$4,868,716.22	\$4,483,717.79	\$384,998.43	\$0.00	04/21/2015	04/21/2015	CHARDON MUNICIPAL COURT	END OF PERIOD DISBURSEMENT	17,004	SR 93-2015		1000-401-0000
\$2,466.50	\$0.00	\$4,871,182.72	\$4,486,184.29	\$384,998.43	\$0.00	04/21/2015	04/21/2015	LAUREL SCHOOL	PAYMENT IN LIEU OF TAXES	17,004	SR 94-2015		1000-807-0000
\$3,196.12	\$0.00	\$4,874,378.84	\$4,489,380.41	\$384,998.43	\$0.00	04/21/2015	04/21/2015	LAUREL SCHOOL	PAYMENT IN LIEU OF TAXES	17,004	SR 94-2015		2031-807-0000
\$5,200.47	\$0.00	\$4,880,579.31	\$4,495,580.88	\$384,998.43	\$0.00	04/21/2015	04/21/2015	LAUREL SCHOOL	PAYMENT IN LIEU OF TAXES	17,004	SR 94-2015		2081-807-0000
\$4,553.92	\$0.00	\$4,885,133.23	\$4,500,134.80	\$384,998.43	\$0.00	04/21/2015	04/21/2015	LAUREL SCHOOL	PAYMENT IN LIEU OF TAXES	17,004	SR 94-2015		2111-807-0000
\$4,192.43	\$0.00	\$4,889,325.66	\$4,504,327.23	\$384,998.43	\$0.00	04/21/2015	04/21/2015	LAUREL SCHOOL	PAYMENT IN LIEU OF TAXES	17,004	SR 94-2015		2141-807-0000
\$1,432.75	\$0.00	\$4,890,758.41	\$4,505,759.98	\$384,998.43	\$0.00	04/21/2015	04/21/2015	LAUREL SCHOOL	PAYMENT IN LIEU OF TAXES	17,004	SR 94-2015		3101-807-0000
\$427.21	\$0.00	\$4,891,185.62	\$4,506,187.19	\$384,998.43	\$0.00	04/21/2015	04/21/2015	GREAT LAKES BILLING ASSOCIATION	AMBULANCE RUNS	17,004	SR 95-2015		2281-302-0000
\$620.15	\$0.00	\$4,891,805.77	\$4,506,807.34	\$384,998.43	\$0.00	04/21/2015	04/21/2015	GREAT LAKES BILLING ASSOCIATION	AMBULANCE RUNS	17,004	SR 95-2015		2281-302-0000
\$370.99	\$0.00	\$4,892,176.76	\$4,507,178.33	\$384,998.43	\$0.00	04/21/2015	04/21/2015	GREAT LAKES BILLING ASSOCIATION	AMBULANCE RUNS	17,004	SR 95-2015		2281-302-0000
\$2,262.98	\$0.00	\$4,894,439.74	\$4,509,441.31	\$384,998.43	\$0.00	04/21/2015	04/21/2015	GREAT LAKES BILLING ASSOCIATION	AMBULANCE RUNS	17,004	SR 95-2015		2281-302-0000
\$201.58	\$0.00	\$4,894,641.32	\$4,509,642.89	\$384,998.43	\$0.00	04/21/2015	04/21/2015	GREAT LAKES BILLING ASSOCIATION	AMBULANCE RUNS	17,004	SR 95-2015		2281-302-0000
\$0.00	\$933.18	\$4,895,574.50	\$4,509,709.71	\$384,998.43	\$0.00	04/22/2015	04/27/2015	MIDDLEFIELD BANKING COMPANY		17,033	Direct	18-2015	1000-110-112-0000
\$0.00	\$913.31	\$4,892,794.83	\$4,507,796.40	\$384,998.43	\$0.00	04/22/2015	04/27/2015	MIDDLEFIELD BANKING COMPANY		17,033	Direct	18-2015	1000-110-121-0000
\$0.00	\$3,045.00	\$4,889,749.83	\$4,504,751.40	\$384,998.43	\$0.00	04/22/2015	04/27/2015	MIDDLEFIELD BANKING COMPANY		17,033	Direct	18-2015	1000-110-122-0000
\$0.00	\$85.82	\$4,889,664.01	\$4,504,665.58	\$384,998.43	\$0.00	04/22/2015	04/27/2015	MIDDLEFIELD BANKING COMPANY		17,033	Direct	18-2015	2021-330-190-0000

# RUSSELL TOWNSHIP, GEAUGA COUNTY Cash Journal April 2015

5/22/2015 11:37:08 AM  
UAN v2015.3

Debit Revenue		Credit Expenditure		Balance	Primary Checking Balance	Pooled Excluding Primary		Non-pooled	Post Date	Transaction Date	Source/Vendor/Payee	Reasoning	ProcessID	PO/BC Receipt	Warrant/ Charge #	Account #
\$0.00	\$16,494.00	\$4,873,230.01		\$4,888,230.15	\$384,998.43	\$384,998.43	\$0.00	04/22/2015	04/27/2015	04/27/2015	MIDDLEFIELD BANKING COMPANY		17,033	Direct	18-2015	2031-330-190-0000
\$0.00	\$113.54	\$4,873,116.47		\$4,488,118.04	\$384,998.43	\$384,998.43	\$0.00	04/22/2015	04/27/2015	04/27/2015	MIDDLEFIELD BANKING COMPANY		17,033	Direct	18-2015	1000-110-213-0000
\$0.00	\$2,145.52	\$4,870,970.95		\$4,485,872.52	\$384,998.43	\$384,998.43	\$0.00	04/22/2015	04/27/2015	04/27/2015	MIDDLEFIELD BANKING COMPANY		17,033	Direct	18-2015	1000-130-190-0000
\$0.00	\$218.57	\$4,870,752.38		\$4,485,753.95	\$384,998.43	\$384,998.43	\$0.00	04/22/2015	04/27/2015	04/27/2015	MIDDLEFIELD BANKING COMPANY		17,033	Direct	18-2015	2031-330-213-0000
\$0.00	\$106.35	\$4,870,646.03		\$4,485,647.60	\$384,998.43	\$384,998.43	\$0.00	04/22/2015	04/27/2015	04/27/2015	MIDDLEFIELD BANKING COMPANY		17,033	Direct	18-2015	2041-410-190-0000
\$0.00	\$27,524.46	\$4,843,121.57		\$4,458,123.14	\$384,998.43	\$384,998.43	\$0.00	04/22/2015	04/27/2015	04/27/2015	MIDDLEFIELD BANKING COMPANY		17,033	Direct	18-2015	2081-210-190-0000
\$0.00	\$23,276.50	\$4,819,845.07		\$4,434,846.64	\$384,998.43	\$384,998.43	\$0.00	04/22/2015	04/27/2015	04/27/2015	MIDDLEFIELD BANKING COMPANY		17,033	Direct	18-2015	2111-220-190-0000
\$0.00	\$442.27	\$4,819,402.80		\$4,434,404.37	\$384,998.43	\$384,998.43	\$0.00	04/22/2015	04/27/2015	04/27/2015	MIDDLEFIELD BANKING COMPANY		17,033	Direct	18-2015	2081-210-213-0000
\$0.00	\$1,135.61	\$4,818,267.19		\$4,433,268.76	\$384,998.43	\$384,998.43	\$0.00	04/22/2015	04/27/2015	04/27/2015	MIDDLEFIELD BANKING COMPANY		17,033	Direct	18-2015	2111-220-213-0000
\$0.00	\$339.98	\$4,817,927.21		\$4,432,928.78	\$384,998.43	\$384,998.43	\$0.00	04/22/2015	04/27/2015	04/27/2015	MIDDLEFIELD BANKING COMPANY		17,033	Direct	18-2015	1000-110-599-0000
\$0.00	\$29.74	\$4,817,897.47		\$4,432,899.04	\$384,998.43	\$384,998.43	\$0.00	04/22/2015	04/27/2015	04/27/2015	PAYCOR, INC.		17,033	PO 8-2015	18-2015	2031-330-599-0000
\$0.00	\$21.62	\$4,817,875.85		\$4,432,877.42	\$384,998.43	\$384,998.43	\$0.00	04/22/2015	04/27/2015	04/27/2015	PAYCOR, INC.		17,033	PO 8-2015	18-2015	2081-210-599-0000
\$0.00	\$35.14	\$4,817,840.71		\$4,432,842.28	\$384,998.43	\$384,998.43	\$0.00	04/22/2015	04/27/2015	04/27/2015	PAYCOR, INC.		17,033	PO 8-2015	18-2015	2111-220-599-0000
\$0.00	\$108.12	\$4,817,732.59		\$4,432,734.16	\$384,998.43	\$384,998.43	\$0.00	04/22/2015	04/27/2015	04/27/2015	PAYCOR, INC.		17,033	Direct	21-2015	2031-330-190-0000
\$0.00	\$102.00	\$4,817,630.59		\$4,432,632.16	\$384,998.43	\$384,998.43	\$0.00	04/22/2015	04/29/2015	05/15/2015	PAYCOR, INC.		17,033	Direct	24-2015	2081-210-190-0000
\$0.00	\$544.00	\$4,817,086.59		\$4,432,088.16	\$384,998.43	\$384,998.43	\$0.00	04/22/2015	04/29/2015	05/15/2015	MIDDLEFIELD BANKING COMPANY		17,237	Direct	24-2015	2081-210-190-0000
\$0.00	\$8.76	\$4,817,077.83		\$4,432,079.40	\$384,998.43	\$384,998.43	\$0.00	04/22/2015	04/27/2015	05/15/2015	MIDDLEFIELD BANKING COMPANY		17,237	Direct	24-2015	2081-210-190-0000
-\$35.00	\$0.00	\$4,817,042.83		\$4,432,044.40	\$384,998.43	\$384,998.43	\$0.00	04/22/2015	04/28/2015	04/28/2015	Negative Adjust Receipt for ZONING INSPECTOR	DATA ENTRY ERROR	17,039	SR 88-2015		2181-302-0000
\$374.41	\$0.00	\$4,817,417.24		\$4,432,418.81	\$384,998.43	\$384,998.43	\$0.00	04/27/2015	04/27/2015	04/27/2015	GREAT LAKES BILLING ASSOCIATION	AMBULANCE RUNS	17,025	SR 96-2015		2281-302-0000
\$381.82	\$0.00	\$4,817,799.06		\$4,432,800.63	\$384,998.43	\$384,998.43	\$0.00	04/27/2015	04/27/2015	04/27/2015	GREAT LAKES BILLING ASSOCIATION	AMBULANCE RUNS	17,025	SR 96-2015		2281-302-0000
\$208.81	\$0.00	\$4,818,007.87		\$4,433,009.44	\$384,998.43	\$384,998.43	\$0.00	04/27/2015	04/27/2015	04/27/2015	GREAT LAKES BILLING ASSOCIATION	AMBULANCE RUNS	17,025	SR 97-2015		2081-892-0000
\$10.00	\$0.00	\$4,818,017.87		\$4,433,019.44	\$384,998.43	\$384,998.43	\$0.00	04/27/2015	04/27/2015	04/27/2015	POLICE DEPT #440774	TRAFFIC CRASH REPORT	17,025	SR 96-2015		2181-302-0000
\$70.00	\$0.00	\$4,818,087.87		\$4,433,089.44	\$384,998.43	\$384,998.43	\$0.00	04/27/2015	04/27/2015	04/27/2015	ZPK6502.3503		17,025	SR 98-2015		2181-302-0000
\$60.00	\$0.00	\$4,818,147.87		\$4,433,149.44	\$384,998.43	\$384,998.43	\$0.00	04/27/2015	04/27/2015	04/27/2015	ZONING INSPECTOR		17,029	SR 99-2015		2021-937-0000
\$1,934.97	\$0.00	\$4,820,082.84		\$4,435,084.41	\$384,998.43	\$384,998.43	\$0.00	04/27/2015	04/27/2015	04/27/2015	GEAUGA COUNTY AUDITOR	GAS TAX, MWL	17,029	SR 100-2015		2081-302-0000
\$2,330.21	\$0.00	\$4,822,413.05		\$4,437,414.62	\$384,998.43	\$384,998.43	\$0.00	04/27/2015	04/27/2015	04/27/2015	GEAUGA COUNTY AUDITOR	GAS TAX, MWL	17,029	SR 100-2015		2081-302-0000
\$428.35	\$0.00	\$4,822,841.40		\$4,437,842.97	\$384,998.43	\$384,998.43	\$0.00	04/28/2015	04/28/2015	04/28/2015	GREAT LAKES BILLING ASSOCIATION	AMBULANCE RUNS	17,041	BC 57-2015		2181-120-599-0000
\$0.00	\$0.00	\$4,822,841.40		\$4,437,842.97	\$384,998.43	\$384,998.43	\$0.00	04/28/2015	04/28/2015	04/28/2015	GREAT LAKES BILLING ASSOCIATION	AMBULANCE RUNS	17,042	BC 37-2015		2081-210-599-0000
\$0.00	\$99.92	\$4,822,941.38		\$4,437,942.89	\$384,998.43	\$384,998.43	\$0.00	04/28/2015	04/28/2015	04/28/2015	SIGNATURE OFFICE WORKS		17,042	BC 12-2015		1000-210-599-0000
\$0.00	\$15.88	\$4,822,715.60		\$4,437,717.17	\$384,998.43	\$384,998.43	\$0.00	04/28/2015	04/28/2015	04/28/2015	SIGNATURE OFFICE WORKS		17,042	BC 35-2015		2081-210-430-0000
\$0.00	\$82.75	\$4,822,632.85		\$4,437,634.42	\$384,998.43	\$384,998.43	\$0.00	04/28/2015	04/28/2015	04/28/2015	SIGNATURE OFFICE WORKS		17,042	BC 33-2015		2081-210-341-0000
\$0.00	\$181.88	\$4,822,450.97		\$4,437,452.54	\$384,998.43	\$384,998.43	\$0.00	04/28/2015	04/28/2015	04/28/2015	SIGNATURE OFFICE WORKS		17,042	BC 30-2015		2111-220-341-0000
\$0.00	\$40.27	\$4,822,410.70		\$4,437,412.27	\$384,998.43	\$384,998.43	\$0.00	04/28/2015	04/28/2015	04/28/2015	SIGNATURE OFFICE WORKS		17,042	BC 35-2015		1000-120-341-0000
\$0.00	\$110.73	\$4,822,299.97		\$4,437,301.54	\$384,998.43	\$384,998.43	\$0.00	04/28/2015	04/28/2015	04/28/2015	WINDSTREAM WESTERN RESERVE INC.		17,042	PO 5-2015		2081-210-599-0000
\$0.00	\$372.85	\$4,821,927.12		\$4,436,928.69	\$384,998.43	\$384,998.43	\$0.00	04/28/2015	04/28/2015	04/28/2015	WINDSTREAM WESTERN RESERVE INC.		17,042	PO 5-2015		2111-220-341-0000
\$0.00	\$143.23	\$4,821,783.89		\$4,436,785.46	\$384,998.43	\$384,998.43	\$0.00	04/28/2015	04/28/2015	04/28/2015	WINDSTREAM WESTERN RESERVE INC.		17,042	PO 5-2015		1000-120-341-0000
\$0.00	\$631.24	\$4,820,735.65		\$4,435,737.22	\$384,998.43	\$384,998.43	\$0.00	04/28/2015	04/28/2015	04/28/2015	WINDSTREAM WESTERN RESERVE INC.		17,042	PO 5-2015		2081-210-341-0000
\$0.00	\$85.86	\$4,820,649.79		\$4,435,651.36	\$384,998.43	\$384,998.43	\$0.00	04/28/2015	04/28/2015	04/28/2015	WINDSTREAM WESTERN RESERVE INC.		17,042	PO 5-2015		2111-220-341-0000
\$0.00	\$2,565.88	\$4,818,083.91		\$4,433,085.48	\$384,998.43	\$384,998.43	\$0.00	04/28/2015	04/28/2015	04/28/2015	WINDSTREAM WESTERN RESERVE INC.		17,042	PO 49-2015		1000-110-519-0000
\$0.00	\$641.53	\$4,817,442.38		\$4,432,445.95	\$384,998.43	\$384,998.43	\$0.00	04/28/2015	04/28/2015	04/28/2015	MILLER-DODSON		17,042	PO 49-2015		2081-210-599-0000
\$0.00	\$641.53	\$4,816,800.85		\$4,431,802.42	\$384,998.43	\$384,998.43	\$0.00	04/28/2015	04/28/2015	04/28/2015	MILLER-DODSON		17,042	PO 49-2015		2041-410-599-0000
\$0.00	\$641.53	\$4,816,159.32		\$4,431,160.89	\$384,998.43	\$384,998.43	\$0.00	04/28/2015	04/28/2015	04/28/2015	MILLER-DODSON		17,042	PO 49-2015		2111-220-599-0000
\$0.00	\$641.53	\$4,815,517.79		\$4,430,519.36	\$384,998.43	\$384,998.43	\$0.00	04/28/2015	04/28/2015	04/28/2015	MILLER-DODSON		17,042	PO 49-2015		2141-330-599-0000
\$0.00	\$100.63	\$4,815,417.16		\$4,430,418.73	\$384,998.43	\$384,998.43	\$0.00	04/28/2015	04/28/2015	04/28/2015	VERIZON WIRELESS-GREAT LAKES		17,042	PO 31-2015		2081-210-359-0000
\$0.00	\$65.90	\$4,815,351.26		\$4,430,352.93	\$384,998.43	\$384,998.43	\$0.00	04/28/2015	04/28/2015	04/28/2015	MARSHALL FORD		17,042	BC 30-2015		2081-210-323-0001
\$0.00	\$1,388.23	\$4,813,963.13		\$4,428,964.70	\$384,998.43	\$384,998.43	\$0.00	04/28/2015	04/28/2015	04/28/2015	GREAT LAKES BILLING ASSOCIATES, INC.		17,042	BC 69-2015		2111-220-599-0000
\$0.00	\$86.54	\$4,813,876.59		\$4,428,878.16	\$384,998.43	\$384,998.43	\$0.00	04/28/2015	04/28/2015	04/28/2015	GREAT LAKES BILLING ASSOCIATES, INC.		17,042	BC 69-2015		2111-220-599-0000
\$0.00	\$814.20	\$4,813,062.39		\$4,428,063.96	\$384,998.43	\$384,998.43	\$0.00	04/28/2015	04/28/2015	04/28/2015	KOKOSING MATERIALS		17,042	BC 60-2015		2141-330-420-0013
\$0.00	\$17.93	\$4,813,044.46		\$4,428,046.03	\$384,998.43	\$384,998.43	\$0.00	04/28/2015	04/28/2015	04/28/2015	KOKOSING MATERIALS		17,042	BC 55-2015		2141-330-436-0000
\$0.00	\$297.53	\$4,812,746.93		\$4,427,746.50	\$384,998.43	\$384,998.43	\$0.00	04/28/2015	04/28/2015	04/28/2015	AKRON TRACTOR & EQUIPMENT, INC.		17,042	BC 54-2015		2141-330-523-0001
\$0.00	\$45.00	\$4,812,701.93		\$4,427,703.50	\$384,998.43	\$384,998.43	\$0.00	04/28/2015	04/28/2015	04/28/2015	UNIVERSITY HOSPITALS		17,042	BC 68-2015		2141-330-599-0000
\$0.00	\$237.00	\$4,812,464.93		\$4,427,466.50	\$384,998.43	\$384,998.43	\$0.00	04/28/2015	04/28/2015	04/28/2015	THOMSON RUETERS		17,042	BC 37-2015		2081-210-599-0000

Cash				Primary	Non-pooled	Transaction	Source	Reasoning	ProcessID	PO/BC	Warrant/	Account #
Debit Revenue	Credit Expenditure	Balance	Checking Balance	Excluding Primary	Post Date	n Date	Vendor/Payee			Receipt	Charge #	
\$0.00	\$50.76	\$4,812,414.17	\$4,427,415.74	\$384,998.43	\$0.00	04/28/2015	ILLUMINATING COMPANY		17,042	PO 3-2015	16175	1000-120-351-0000
\$0.00	\$97.53	\$4,812,316.64	\$4,427,318.21	\$384,998.43	\$0.00	04/28/2015	ILLUMINATING COMPANY		17,042	PO 3-2015	16175	1000-120-351-0000
\$0.00	\$329.80	\$4,811,987.04	\$4,426,988.61	\$384,998.43	\$0.00	04/28/2015	ILLUMINATING COMPANY		17,042	PO 3-2015	16175	2031-330-351-0000
-\$0.01	\$0.00	\$4,811,987.03	\$4,426,988.60	\$384,998.43	\$0.00	04/28/2015	Negative Adjust Receipt for RUSSELL TOWNSHIP	DATA ENTRY ERROR-11725.71 WA:	17,067	SR 102-2015		1000-892-0000
\$0.00	\$424.95	\$4,811,562.08	\$4,426,563.65	\$384,998.43	\$0.00	04/29/2015	PNC BANK		17,075	BC 66-2015		2111-220-318-0000
\$0.00	\$25.00	\$4,811,537.08	\$4,426,538.65	\$384,998.43	\$0.00	04/29/2015	PNC BANK		17,075	BC 2-2015		1000-110-589-0000
\$0.00	\$98.00	\$4,811,439.08	\$4,426,440.65	\$384,998.43	\$0.00	04/29/2015	PNC BANK		17,075	BC 2-2015		1000-110-410-0000
\$0.00	\$47.99	\$4,811,391.09	\$4,426,392.66	\$384,998.43	\$0.00	04/29/2015	PNC BANK		17,075	BC 2-2015		1000-110-410-0000
\$0.00	\$49.27	\$4,811,341.82	\$4,426,343.39	\$384,998.43	\$0.00	04/29/2015	PNC BANK		17,075	BC 2-2015		1000-110-410-0000
\$0.00	\$66.30	\$4,811,275.52	\$4,426,277.09	\$384,998.43	\$0.00	04/29/2015	PNC BANK		17,075	BC 73-2015		1000-330-589-0000
\$0.00	\$74.56	\$4,811,200.96	\$4,426,202.53	\$384,998.43	\$0.00	04/29/2015	PNC BANK		17,075	BC 2-2015		1000-110-410-0000
\$0.00	\$13.31	\$4,811,187.65	\$4,426,189.22	\$384,998.43	\$0.00	04/29/2015	PNC BANK		17,075	BC 10-2015		1000-120-589-0000
\$0.00	\$20.28	\$4,811,167.37	\$4,426,168.94	\$384,998.43	\$0.00	04/29/2015	PNC BANK		17,075	BC 74-2015		2041-410-589-0000
\$0.00	\$595.80	\$4,810,571.57	\$4,425,573.14	\$384,998.43	\$0.00	04/29/2015	PNC BANK		17,075	BC 1-2015		1000-110-330-0000
\$0.00	\$503.80	\$4,810,067.77	\$4,425,069.34	\$384,998.43	\$0.00	04/29/2015	PNC BANK		17,075	BC 1-2015		1000-110-330-0000
\$0.00	\$93.38	\$4,809,974.39	\$4,424,976.96	\$384,998.43	\$0.00	04/29/2015	PNC BANK N.A.		17,075	BC 12-2015		1000-210-589-0000
\$0.00	\$50.52	\$4,809,923.87	\$4,424,925.44	\$384,998.43	\$0.00	04/29/2015	PNC BANK N.A.		17,075	BC 36-2015		2081-210-480-0000
\$0.00	\$393.50	\$4,809,530.37	\$4,424,531.94	\$384,998.43	\$0.00	04/29/2015	CLEMAN, NELSON & ASSOCIATES, INC.		17,075	BC 86-2015		1000-110-319-0000
\$0.00	\$310.00	\$4,809,220.37	\$4,424,221.94	\$384,998.43	\$0.00	04/29/2015	INDUSTRIAL APPRAISAL COMPANY		17,075	BC 86-2015		1000-110-319-0000
\$0.00	\$45.00	\$4,809,175.37	\$4,424,176.94	\$384,998.43	\$0.00	04/29/2015	CHAGRIN VALLEY/SOLON TIMES		17,075	BC 57-2015		2181-130-589-0000
\$0.00	\$363.91	\$4,808,811.46	\$4,423,813.03	\$384,998.43	\$0.00	04/29/2015	ALLIED CORPORATION, INC.		17,075	BC 60-2015		2141-330-420-0013
\$0.00	\$98.45	\$4,808,723.01	\$4,423,724.58	\$384,998.43	\$0.00	04/29/2015	F & S AUTOMOTIVE, INC.		17,075	BC 54-2015		2141-330-323-0001
\$0.00	\$295.00	\$4,808,428.01	\$4,423,429.58	\$384,998.43	\$0.00	04/29/2015	ROBECK FLUID POWER CO.		17,075	BC 54-2015		2141-330-323-0001
\$0.00	\$474.00	\$4,807,954.01	\$4,422,955.58	\$384,998.43	\$0.00	04/29/2015	JUDCO, INC		17,075	BC 87-2015		2081-210-480-0000
\$0.00	\$282.58	\$4,807,671.43	\$4,422,673.00	\$384,998.43	\$0.00	04/29/2015	SIDLEY TRUCK & EQUIPMENT SALES		17,075	BC 54-2015		2141-330-323-0001
\$0.00	\$18.68	\$4,807,652.75	\$4,422,654.32	\$384,998.43	\$0.00	04/29/2015	TURNKEY'S		17,075	BC 3-2015		1000-110-490-0000
\$0.00	\$204.60	\$4,807,448.15	\$4,422,449.72	\$384,998.43	\$0.00	04/29/2015	KOKOSING MATERIALS		17,075	BC 60-2015		2141-330-420-0013
\$0.00	\$11,725.71	\$4,795,722.44	\$4,410,724.01	\$384,998.43	\$0.00	04/29/2015	RUSSELL PARK COMMISSION		17,075	PO 77-2015		1000-110-589-0000
\$0.00	\$268.00	\$4,795,454.44	\$4,410,456.01	\$384,998.43	\$0.00	04/29/2015	BURNHAM & FLOWER GROUP		17,075	BC 77-2015		1000-110-589-0000
\$0.00	-\$5,526.54	\$4,800,980.98	\$4,415,982.55	\$384,998.43	\$0.00	04/29/2015	MIDDLEFIELD BANKING COMPANY	PICKED UP WRONG FUNDS	17,079	Direct	4-2015	2031-330-190-0000
\$0.00	-\$9,618.75	\$4,810,599.73	\$4,425,601.30	\$384,998.43	\$0.00	04/29/2015	MIDDLEFIELD BANKING COMPANY	PICKED UP WRONG FUNDS	17,079	Direct	4-2015	2081-210-190-0000
\$0.00	\$9,618.75	\$4,800,980.98	\$4,415,982.55	\$384,998.43	\$0.00	04/29/2015	MIDDLEFIELD BANKING COMPANY	PICKED UP WRONG FUNDS	17,079	Direct	4-2015	2081-210-251-0000
\$0.00	-\$800.00	\$4,801,780.98	\$4,416,782.55	\$384,998.43	\$0.00	04/29/2015	MIDDLEFIELD BANKING COMPANY	PICKED UP WRONG FUNDS	17,079	Direct	4-2015	2111-220-251-0000
\$0.00	\$800.00	\$4,800,980.98	\$4,415,982.55	\$384,998.43	\$0.00	04/29/2015	MIDDLEFIELD BANKING COMPANY	PICKED UP WRONG FUNDS	17,079	BC 39-2015		2111-220-251-0000
\$0.00	\$5,526.54	\$4,795,454.44	\$4,410,456.01	\$384,998.43	\$0.00	04/29/2015	MIDDLEFIELD BANKING COMPANY	PICKED UP WRONG FUNDS	17,079	BC 88-2015		1000-892-0500
\$652.05	\$0.00	\$4,795,106.49	\$4,411,108.06	\$384,998.43	\$0.00	04/30/2015	MIDDLEFIELD BANKING CO.	EMPLOYEE HEALTH PREMIUM COI	17,072	SR 103-2015		2031-892-0500
\$1,106.81	\$0.00	\$4,797,213.30	\$4,412,214.87	\$384,998.43	\$0.00	04/30/2015	MIDDLEFIELD BANKING CO.	EMPLOYEE HEALTH PREMIUM COI	17,072	SR 103-2015		2081-892-0500
\$1,567.64	\$0.00	\$4,795,780.94	\$4,413,782.51	\$384,998.43	\$0.00	04/30/2015	MIDDLEFIELD BANKING CO.	EMPLOYEE HEALTH PREMIUM COI	17,072	SR 103-2015		2111-892-0500
\$126.96	\$0.00	\$4,795,907.90	\$4,413,809.47	\$384,998.43	\$0.00	04/30/2015	MIDDLEFIELD BANKING CO.	EMPLOYEE HEALTH PREMIUM COI	17,072	SR 103-2015		2081-892-0500
\$0.00	\$98,950.00	\$4,696,957.90	\$4,314,959.47	\$384,998.43	\$0.00	04/30/2015	SIDLEY TRUCK & EQUIPMENT SALES		17,090	BC 85-2015	16190	2141-760-750-0050
\$5.50	\$0.00	\$4,698,963.40	\$4,314,959.47	\$385,003.93	\$0.00	04/30/2015	STAROHIO		17,155	IR 104-2015		1000-701-0000
\$1.28	\$0.00	\$4,699,964.68	\$4,314,959.47	\$385,005.21	\$0.00	04/30/2015	STAROHIO		17,155	IR 104-2015		1000-701-0000
\$3.09	\$0.00	\$4,699,967.77	\$4,314,959.47	\$385,005.30	\$0.00	04/30/2015	STAROHIO		17,155	IR 104-2015		1000-701-0000
\$0.13	\$0.00	\$4,699,967.90	\$4,314,959.47	\$385,008.43	\$0.00	04/30/2015	STAROHIO		17,155	IR 104-2015		1000-701-0000
\$3.78	\$0.00	\$4,699,971.68	\$4,314,959.47	\$385,012.21	\$0.00	04/30/2015	STAROHIO		17,155	IR 104-2015		1000-701-0000
\$2.28	\$0.00	\$4,699,973.96	\$4,314,959.47	\$385,014.49	\$0.00	04/30/2015	STAROHIO		17,155	IR 104-2015		1000-701-0000
\$0.48	\$0.00	\$4,699,974.15	\$4,314,959.47	\$385,014.68	\$0.00	04/30/2015	STAROHIO		17,155	IR 104-2015		2011-701-0000
\$0.08	\$0.00	\$4,699,974.63	\$4,314,959.47	\$385,015.16	\$0.00	04/30/2015	STAROHIO		17,155	IR 104-2015		2021-701-0000
\$0.00	\$0.00	\$4,699,974.71	\$4,314,959.47	\$385,015.24	\$0.00	04/30/2015	STAROHIO		17,155	IR 104-2015		1000-701-0000
\$0.00	\$0.00	\$4,699,974.71	\$4,314,959.47	\$385,015.24	\$0.00	04/30/2015	STAROHIO		17,155	IR 104-2015		1000-701-0000
\$0.13	\$0.00	\$4,699,974.84	\$4,314,959.47	\$385,015.37	\$0.00	04/30/2015	STAROHIO		17,155	IR 104-2015		1000-701-0000
\$1.84	\$0.00	\$4,699,976.68	\$4,314,959.47	\$385,017.21	\$0.00	04/30/2015	STAROHIO		17,155	IR 104-2015		1000-701-0000
\$0.02	\$0.00	\$4,699,976.70	\$4,314,959.47	\$385,017.23	\$0.00	04/30/2015	STAROHIO		17,155	IR 104-2015		1000-701-0000
\$0.10	\$0.00	\$4,699,976.80	\$4,314,959.47	\$385,017.33	\$0.00	04/30/2015	STAROHIO		17,155	IR 104-2015		1000-701-0000

RUSSELL TOWNSHIP, GEauga COUNTY  
**Cash Journal**  
 April 2015

5/22/2015 11:37:08 AM  
 UAN v2015.3

Cash		Debit Revenue	Credit Expenditure	Balance	Primary Checking Balance	Pooled Excluding Primary	Non-pooled	Post Date	Transaction Date	Source/Vendor/Payee	Reasoning	ProcessID	PO/BC Receipt	Warrant/ Charge #	Account #
\$300.91	\$0.00	\$4,700,277.71	\$385,017.33	\$4,315,260.38	\$385,017.33	\$0.00	04/30/2015	05/08/2015	GREAT LAKES BILLING ASSOCIATION	AMBULANCE RUNS	17,155	SR 105-2015		2281-302-0000	
\$1,563.57	\$0.00	\$4,701,841.28	\$385,017.33	\$4,316,623.95	\$385,017.33	\$0.00	04/30/2015	05/08/2015	GREAT LAKES BILLING ASSOCIATION	AMBULANCE RUNS	17,155	SR 105-2015		2281-302-0000	
\$1,343.76	\$0.00	\$4,703,165.04	\$385,017.33	\$4,318,167.71	\$385,017.33	\$0.00	04/30/2015	05/08/2015	GREAT LAKES BILLING ASSOCIATION	AMBULANCE RUNS	17,155	SR 105-2015		2281-302-0000	
\$327.56	\$0.00	\$4,703,512.60	\$385,017.33	\$4,318,495.27	\$385,017.33	\$0.00	04/30/2015	05/08/2015	PRIMARY		17,155	IR 108-2015		1000-701-0000	
\$11.81	\$0.00	\$4,703,524.41	\$385,017.33	\$4,318,507.08	\$385,017.33	\$0.00	04/30/2015	05/08/2015	PRIMARY		17,155	IR 108-2015		1000-701-0000	
\$76.76	\$0.00	\$4,703,601.17	\$385,017.33	\$4,318,583.84	\$385,017.33	\$0.00	04/30/2015	05/08/2015	PRIMARY		17,155	IR 108-2015		1000-701-0000	
\$5.55	\$0.00	\$4,703,606.72	\$385,017.33	\$4,318,589.39	\$385,017.33	\$0.00	04/30/2015	05/08/2015	PRIMARY		17,155	IR 108-2015		1000-701-0000	
\$188.53	\$0.00	\$4,703,795.25	\$385,017.33	\$4,318,777.92	\$385,017.33	\$0.00	04/30/2015	05/08/2015	PRIMARY		17,155	IR 108-2015		1000-701-0000	
\$225.66	\$0.00	\$4,704,020.91	\$385,017.33	\$4,319,003.59	\$385,017.33	\$0.00	04/30/2015	05/08/2015	PRIMARY		17,155	IR 108-2015		1000-701-0000	
\$29.47	\$0.00	\$4,704,050.38	\$385,017.33	\$4,319,033.05	\$385,017.33	\$0.00	04/30/2015	05/08/2015	PRIMARY		17,155	IR 108-2015		1000-701-0000	
\$137.08	\$0.00	\$4,704,187.46	\$385,017.33	\$4,319,170.13	\$385,017.33	\$0.00	04/30/2015	05/08/2015	PRIMARY		17,155	IR 108-2015		2021-701-0000	
\$5.11	\$0.00	\$4,704,192.57	\$385,017.33	\$4,319,175.24	\$385,017.33	\$0.00	04/30/2015	05/08/2015	PRIMARY		17,155	IR 108-2015		1000-701-0000	
\$0.34	\$0.00	\$4,704,192.91	\$385,017.33	\$4,319,175.58	\$385,017.33	\$0.00	04/30/2015	05/08/2015	PRIMARY		17,155	IR 108-2015		1000-701-0000	
\$8.02	\$0.00	\$4,704,200.93	\$385,017.33	\$4,319,183.60	\$385,017.33	\$0.00	04/30/2015	05/08/2015	PRIMARY		17,155	IR 108-2015		1000-701-0000	
\$111.04	\$0.00	\$4,704,311.97	\$385,017.33	\$4,319,294.64	\$385,017.33	\$0.00	04/30/2015	05/08/2015	PRIMARY		17,155	IR 108-2015		1000-701-0000	
\$1.44	\$0.00	\$4,704,313.41	\$385,017.33	\$4,319,296.08	\$385,017.33	\$0.00	04/30/2015	05/08/2015	PRIMARY		17,155	IR 108-2015		1000-701-0000	
\$6.04	\$0.00	\$4,704,319.45	\$385,017.33	\$4,319,302.12	\$385,017.33	\$0.00	04/30/2015	05/08/2015	PRIMARY		17,155	IR 108-2015		1000-701-0000	
\$652.05	\$0.00	\$4,704,971.50	\$385,017.33	\$4,319,954.17	\$385,017.33	\$0.00	04/30/2015	05/08/2015	RUSSELL TOWNSHIP EMPLOYEES	HEALTH PREMIUM REIMBURSEME	17,155	SR 109-2015		1000-892-0500	
\$1,106.81	\$0.00	\$4,706,078.31	\$385,017.33	\$4,321,060.98	\$385,017.33	\$0.00	04/30/2015	05/08/2015	RUSSELL TOWNSHIP EMPLOYEES	HEALTH PREMIUM REIMBURSEME	17,155	SR 109-2015		2031-892-0500	
\$1,567.64	\$0.00	\$4,707,645.95	\$385,017.33	\$4,322,628.62	\$385,017.33	\$0.00	04/30/2015	05/08/2015	RUSSELL TOWNSHIP EMPLOYEES	HEALTH PREMIUM REIMBURSEME	17,155	SR 109-2015		2081-892-0500	
\$126.96	\$0.00	\$4,707,772.91	\$385,017.33	\$4,322,755.58	\$385,017.33	\$0.00	04/30/2015	05/08/2015	RUSSELL TOWNSHIP EMPLOYEES	HEALTH PREMIUM REIMBURSEME	17,155	SR 109-2015		2111-892-0500	
-\$652.05	\$0.00	\$4,707,120.86	\$385,017.33	\$4,322,103.53	\$385,017.33	\$0.00	04/30/2015	05/08/2015	Void Receipt for MIDDLEFIELD BANKING CO.		17,158	SR 103-2015		1000-892-0500	
-\$1,106.81	\$0.00	\$4,706,014.05	\$385,017.33	\$4,320,996.72	\$385,017.33	\$0.00	04/30/2015	05/08/2015	Void Receipt for MIDDLEFIELD BANKING CO.		17,158	SR 103-2015		2031-892-0500	
-\$126.96	\$0.00	\$4,704,446.41	\$385,017.33	\$4,319,429.08	\$385,017.33	\$0.00	04/30/2015	05/08/2015	Void Receipt for MIDDLEFIELD BANKING CO.		17,158	SR 103-2015		2081-892-0500	
-\$126.96	\$0.00	\$4,704,319.45	\$385,017.33	\$4,319,302.12	\$385,017.33	\$0.00	04/30/2015	05/08/2015	Void Receipt for MIDDLEFIELD BANKING CO.		17,158	SR 103-2015		2111-892-0500	
\$102.00	\$0.00	\$4,704,421.45	\$385,017.33	\$4,319,404.12	\$385,017.33	\$0.00	04/30/2015	05/15/2015	Post Bank Reconciliation	Reconciliation Date: 04/30/2015	17,243	SR 118-2015		2081-892-0000	
\$308,379.99	\$449,015.36									MWR CHILD SUPPORT	17,241	SR 118-2015			
Total for April															
Total for Year to 04/30/2015															
\$2,590,951.23	\$1,756,450.08														

RUSSELL TOWNSHIP, GEauga COUNTY  
**Appropriation Status**  
 By Fund  
 As Of 4/30/2015

5/22/2015 11:37:38 AM  
 UAN v2015.3

Fund: General  
 Pooled Balance: \$1,355,612.76  
 Non-Pooled Balance: \$0.00  
 Total Cash Balance: \$1,355,612.76

Account Code	Account Name	Reserved for Encumbrance 12/31	Reserved for Encumbrance 12/31 Adjustment	Final Appropriation	Current Reserve for Encumbrance	YTD Expenditures	Unencumbered Balance	YTD % Expenditures
1000-110-111-0000	D Salaries - Trustees	\$0.00	\$0.00	\$47,994.00	\$0.00	\$12,398.40	\$35,595.60	25.833%
1000-110-112-0000	D Salaries - Trustees' Staff	\$0.00	\$0.00	\$30,000.00	\$0.00	\$8,247.76	\$21,752.24	27.493%
1000-110-121-0000	D Salary - Township Fiscal Officer	\$0.00	\$0.00	\$24,355.00	\$0.00	\$7,987.73	\$16,367.27	32.797%
1000-110-122-0000	D Salaries - Township Fiscal Officer's Staff	\$0.00	\$0.00	\$84,671.73	\$0.00	\$27,431.10	\$57,240.63	32.397%
1000-110-141-0000	D Salary - Legal Counsel	\$0.00	\$0.00	\$15,000.00	\$0.00	\$0.00	\$15,000.00	0.000%
1000-110-211-0000	D Ohio Public Employees Retirement System	\$0.00	\$0.00	\$59,239.12	\$0.00	\$11,182.74	\$48,056.38	18.877%
1000-110-212-0000	D Social Security	\$0.00	\$0.00	\$250.00	\$0.00	\$0.00	\$250.00	0.000%
1000-110-213-0000	D Medicare	\$0.00	\$0.00	\$6,135.48	\$0.00	\$1,138.38	\$4,997.10	18.554%
1000-110-221-0000	Medical/Hospitalization	\$0.00	\$0.00	\$94,800.00	\$53,375.18	\$29,937.75	\$11,487.07	31.580%
1000-110-222-0000	Life Insurance	\$0.00	\$0.00	\$720.00	\$211.62	\$147.75	\$360.63	20.521%
1000-110-223-0000	Dental Insurance	\$0.00	\$0.00	\$3,840.00	\$2,148.32	\$1,552.57	\$139.11	40.432%
1000-110-224-0000	Vision Insurance	\$0.00	\$0.00	\$1,440.00	\$494.23	\$362.90	\$582.87	25.201%
1000-110-228-0000	D Health Care Reimbursement	\$0.00	\$0.00	\$7,500.00	\$0.00	\$1,784.16	\$5,715.84	23.789%
1000-110-230-0000	D Workers' Compensation	\$0.00	\$0.00	\$8,648.91	\$0.00	\$4,562.21	\$4,086.70	52.749%
1000-110-312-0000	Auditing Services	\$0.00	\$0.00	\$6,500.00	\$0.00	\$0.00	\$6,500.00	0.000%
1000-110-314-0000	D Tax Collection Fees	\$0.00	\$0.00	\$7,000.00	\$0.00	\$4,434.41	\$2,565.59	63.349%
1000-110-315-0000	D Election Expenses	\$0.00	\$0.00	\$7,500.00	\$0.00	\$803.80	\$6,696.20	10.717%
1000-110-319-0000	Other - Professional and Technical Services	\$300.00	\$0.00	\$24,000.00	\$4,396.50	\$7,350.98	\$12,552.52	30.251%
1000-110-330-0000	Travel and Meeting Expense	\$0.00	\$0.00	\$5,000.00	\$2,251.63	\$2,748.37	\$0.00	54.967%
1000-110-345-0000	Advertising	\$0.00	\$0.00	\$500.00	\$0.00	\$0.00	\$500.00	0.000%
1000-110-381-0000	Property Insurance Premiums	\$0.00	\$0.00	\$2,000.00	\$0.00	\$0.00	\$2,000.00	0.000%
1000-110-382-0000	Liability Insurance Premiums	\$0.00	\$0.00	\$3,000.00	\$0.00	\$0.00	\$3,000.00	0.000%
1000-110-383-0000	Fidelity Bond Premiums	\$0.00	\$0.00	\$1,000.00	\$0.00	\$0.00	\$1,000.00	0.000%
1000-110-389-0000	Other - Insurance and Bonding	\$0.00	\$0.00	\$4,000.00	\$0.00	\$0.00	\$4,000.00	0.000%
1000-110-410-0000	Office Supplies	\$71.00	\$0.00	\$5,000.00	\$3,630.28	\$533.21	\$907.51	10.515%
1000-110-490-0000	Other - Supplies and Materials	\$344.52	\$0.00	\$1,500.00	\$836.94	\$507.58	\$500.00	27.518%
1000-110-599-0000	Other - Other Expenses	\$253.55	\$0.00	\$75,000.00	\$4,062.28	\$19,716.98	\$51,474.29	26.201%
1000-120-190-0000	D Other - Salaries	\$0.00	\$0.00	\$20,000.00	\$0.00	\$0.00	\$20,000.00	0.000%
1000-120-251-0000	Uniform, Tool and Equipment Reimbursements	\$0.00	\$0.00	\$6,000.00	\$0.00	\$0.00	\$6,000.00	0.000%
1000-120-322-0000	Garbage and Trash Removal	\$0.00	\$0.00	\$1,000.00	\$337.44	\$209.76	\$452.80	20.976%
1000-120-323-0000	Repairs and Maintenance	\$0.00	\$0.00	\$5,000.00	\$1,789.27	\$210.73	\$3,000.00	4.215%
1000-120-323-0001	Repairs and Maintenance{VEHICLE/EQUIP REPAIR}	\$0.00	\$0.00	\$2,000.00	\$1,040.00	\$960.00	\$0.00	48.000%
1000-120-323-0002	Repairs and Maintenance{BLDG/GROUNDS REPAIR}	\$200.00	\$0.00	\$55,000.00	\$45,584.77	\$5,962.23	\$3,653.00	10.801%
1000-120-323-0006	Repairs and Maintenance{WASTE WATER}	\$24,566.00	\$0.00	\$450,000.00	\$2,857.00	\$26,709.00	\$445,000.00	5.628%
1000-120-341-0000	Telephone	\$400.00	\$0.00	\$5,000.00	\$3,672.11	\$1,527.89	\$200.00	28.294%
1000-120-351-0000	Electricity	\$0.00	\$0.00	\$10,000.00	\$5,706.13	\$2,793.87	\$1,500.00	27.939%
1000-120-353-0000	Natural Gas	\$202.60	\$0.00	\$6,000.00	\$3,790.48	\$1,912.12	\$500.00	30.828%
1000-120-354-0000	Heating Oil	\$0.00	\$0.00	\$0.00	\$0.00	\$0.00	\$0.00	0.000%

Report reflects selected information.



**Appropriation Status**

By Fund

As Of 4/30/2015

Account Code	Account Name	Reserved for Encumbrance 12/31	Reserved for Encumbrance 12/31 Adjustment	Final Appropriation	Current Reserve for Encumbrance	YTD Expenditures	Unencumbered Balance	YTD % Expenditures
1000-120-359-0000	Other - Utilities	\$67.70	\$0.00	\$5,000.00	\$1,500.16	\$1,060.54	\$2,507.00	20.927%
1000-120-359-0007	Other - Utilities(Tech Services)	\$0.00	\$0.00	\$7,500.00	\$0.00	\$0.00	\$7,500.00	0.000%
1000-120-420-0000	Operating Supplies	\$0.00	\$0.00	\$4,000.00	\$750.00	\$0.00	\$3,250.00	0.000%
1000-120-420-0010	Operating Supplies(GAS & DIESEL -SUPPLIES)	\$573.33	\$0.00	\$2,500.00	\$1,959.38	\$763.95	\$350.00	24.857%
1000-120-430-0000	Small Tools and Minor Equipment	\$0.00	\$0.00	\$1,500.00	\$500.00	\$0.00	\$1,000.00	0.000%
1000-120-490-0000	Other - Supplies and Materials	\$0.00	\$0.00	\$2,500.00	\$1,000.00	\$0.00	\$1,500.00	0.000%
1000-120-599-0000	Other - Other Expenses	\$0.00	\$0.00	\$2,500.00	\$436.06	\$63.94	\$2,000.00	2.558%
1000-120-599-0004	Other - Other Expenses(Recycling)	\$0.00	\$0.00	\$15,000.00	\$0.00	\$0.00	\$15,000.00	0.000%
1000-120-599-0005	Other - Other Expenses(MAINT. DONATIONS)	\$0.00	\$0.00	\$0.00	\$0.00	\$0.00	\$0.00	0.000%
1000-130-190-0000	D Other - Salaries	\$0.00	\$0.00	\$74,642.59	\$0.00	\$20,176.56	\$54,466.03	27.031%
1000-130-599-0000	Other - Other Expenses	\$0.00	\$0.00	\$40,000.00	\$5,000.00	\$0.00	\$35,000.00	0.000%
1000-210-190-0000	D Other - Salaries	\$0.00	\$0.00	\$0.00	\$0.00	\$0.00	\$0.00	0.000%
1000-210-599-0000	Other - Other Expenses	\$965.26	\$965.26	\$10,000.00	\$3,684.84	\$350.15	\$5,965.01	3.502%
1000-220-599-0000	Other - Other Expenses	\$0.00	\$0.00	\$10,000.00	\$800.00	\$148.50	\$9,051.50	1.485%
1000-220-599-1220	Other - Other Expenses(AUXILIARY FORCE)	\$0.00	\$0.00	\$100.00	\$0.00	\$0.00	\$100.00	0.000%
1000-310-360-0000	Contracted Services	\$0.00	\$0.00	\$7,500.00	\$4,606.71	\$2,393.29	\$500.00	31.911%
1000-320-599-0000	Other - Other Expenses	\$0.00	\$0.00	\$40,000.00	\$400.00	\$0.00	\$39,600.00	0.000%
1000-330-360-0000	Contracted Services	\$0.00	\$0.00	\$5,000.00	\$0.00	\$0.00	\$5,000.00	0.000%
1000-330-599-0000	Other - Other Expenses	\$0.00	\$0.00	\$7,500.00	\$4,858.88	\$141.12	\$2,500.00	1.882%
1000-410-190-0000	D Other - Salaries	\$0.00	\$0.00	\$15,000.00	\$0.00	\$24.70	\$14,975.30	0.165%
1000-410-430-0000	Small Tools and Minor Equipment	\$0.00	\$0.00	\$1,000.00	\$300.00	\$0.00	\$700.00	0.000%
1000-410-490-0000	Other - Supplies and Materials	\$0.00	\$0.00	\$3,000.00	\$500.00	\$0.00	\$2,500.00	0.000%
1000-410-599-0000	Other - Other Expenses	\$0.00	\$0.00	\$1,250.00	\$300.00	\$0.00	\$950.00	0.000%
1000-760-720-0000	Buildings	\$0.00	\$0.00	\$55,000.00	\$8,950.00	\$6,050.00	\$40,000.00	11.000%
1000-760-730-0000	Improvement of Sites	\$0.00	\$0.00	\$275,000.00	\$6,470.75	\$221,529.25	\$45,000.00	80.556%
1000-760-730-0410	Improvement of Sites(CEMETERY)	\$0.00	\$0.00	\$10,000.00	\$0.00	\$0.00	\$10,000.00	0.000%
1000-760-730-0610	Improvement of Sites(PARK)	\$0.00	\$0.00	\$0.00	\$0.00	\$0.00	\$0.00	0.000%
1000-760-740-0000	Machinery, Equipment and Furniture	\$0.00	\$0.00	\$64,000.00	\$0.00	\$0.00	\$64,000.00	0.000%
1000-760-740-0200	Machinery, Equipment and Furniture(MAINT.-MACH/EQUIP/FURN)	\$0.00	\$0.00	\$2,500.00	\$0.00	\$0.00	\$2,500.00	0.000%
1000-760-740-0900	Machinery, Equipment and Furniture(POLICE-MACH/EQUIP/FURN)	\$0.00	\$0.00	\$0.00	\$0.00	\$0.00	\$0.00	0.000%
1000-760-740-1000	Machinery, Equipment and Furniture(FIRE-MACH/EQUIP/FURN)	\$0.00	\$0.00	\$0.00	\$0.00	\$0.00	\$0.00	0.000%
General Fund Total:		\$27,943.96	\$965.26	\$1,748,586.83	\$180,200.96	\$433,816.38	\$1,159,548.19	24.545%

Fund: Motor Vehicle License Tax  
 Pooled Balance: \$48,713.14  
 Non-Pooled Balance: \$0.00  
 Total Cash Balance: \$48,713.14

Account Code	Account Name	Reserved for Encumbrance 12/31	Reserved for Encumbrance 12/31 Adjustment	Final Appropriation	Current Reserve for Encumbrance	YTD Expenditures	Unencumbered Balance	YTD % Expenditures
2011-330-360-0000	Contracted Services	\$0.00	\$0.00	\$25,449.20	\$0.00	\$0.00	\$25,449.20	0.000%
2011-330-420-0000	Operating Supplies	\$0.00	\$0.00	\$37,000.00	\$24,655.14	\$0.00	\$12,344.86	0.000%

Report reflects selected information.

RUSSELL TOWNSHIP, GEauga COUNTY  
**Appropriation Status**  
 By Fund

5/22/2015 11:37:38 AM  
 JAN v2015.3

As Of 4/30/2015

Account Code	Account Name	Reserved for Encumbrance 12/31	Reserved for Encumbrance 12/31 Adjustment	Final Appropriation	Current Reserve for Encumbrance	YTD Expenditures	Unencumbered Balance	YTD % Expenditures
Motor Vehicle License Tax Fund Total:								
		\$0.00	\$0.00	\$62,449.20	\$24,655.14	\$0.00	\$37,794.06	0.0000%
Fund: Gasoline Tax								
Pooled Balance:	\$121,503.56							
Non-Pooled Balance:	\$0.00							
Total Cash Balance:	\$121,503.56							
Gasoline Tax Fund Total:								
		\$0.00	\$0.00	\$184,811.15	\$0.00	\$357.58	\$184,453.57	0.1933%
		\$0.00	\$0.00	\$175,000.00	\$0.00	\$357.58	\$174,642.42	0.204%
		\$0.00	\$0.00	\$9,811.15	\$0.00	\$0.00	\$9,811.15	0.0000%
Fund: Road and Bridge								
Pooled Balance:	\$320,083.75							
Non-Pooled Balance:	\$0.00							
Total Cash Balance:	\$320,083.75							
Gasoline Tax Fund Total:								
		\$0.00	\$0.00	\$10,628.80	\$0.00	\$9,260.48	\$1,368.32	87.126%
		\$0.00	\$0.00	\$0.00	\$0.00	\$0.00	\$0.00	0.0000%
		\$0.00	\$0.00	\$11,000.00	\$0.00	\$4,449.31	\$6,550.69	40.448%
		\$0.00	\$0.00	\$1,000.00	\$532.80	\$331.20	\$136.00	33.120%
		\$0.00	\$0.00	\$500.00	\$451.86	\$48.14	\$0.00	9.628%
		\$0.00	\$0.00	\$16,000.00	\$11,013.95	\$3,986.05	\$1,000.00	24.913%
		\$0.00	\$0.00	\$10,000.00	\$7,924.42	\$2,075.58	\$0.00	20.756%
		\$335.00	\$0.00	\$2,500.00	\$1,574.04	\$760.96	\$500.00	26.842%
		\$915.13	\$0.00	\$3,600.00	\$1,935.43	\$1,564.57	\$100.00	43.460%
		\$29.10	\$0.00	\$5,000.00	\$3,056.89	\$1,858.24	\$1,000.00	31.415%
		\$82.96	\$0.00	\$3,250.00	\$499.59	\$1,194.51	\$1,585.00	36.428%
		\$0.00	\$0.00	\$1,250.00	\$830.73	\$252.23	\$250.00	18.923%
		\$0.00	\$0.00	\$2,000.00	\$0.00	\$0.00	\$2,000.00	0.0000%
		\$0.00	\$0.00	\$5,000.00	\$0.00	\$0.00	\$5,000.00	0.0000%

Report reflects selected information.

RUSSELL TOWNSHIP, GAUGA COUNTY  
**Appropriation Status**  
 By Fund

5/22/2015 11:37:38 AM  
 JAN v2015.3

As Of 4/30/2015

Account Code	Account Name	Reserved for Encumbrance 12/31	Reserved for Encumbrance 12/31 Adjustment	Final Appropriation	Current Reserve for Encumbrance	YTD Expenditures	Unencumbered Balance	YTD % Expenditures
2031-330-410-0000	Office Supplies	\$0.00	\$0.00	\$500.00	\$300.00	\$0.00	\$200.00	0.000%
2031-330-420-0000	Operating Supplies	\$0.00	\$0.00	\$500.00	\$0.00	\$0.00	\$500.00	0.000%
2031-330-420-0010	Operating Supplies(GAS & DIESEL -SUPPLIES)	\$1,972.36	\$0.00	\$50,000.00	\$3,762.42	\$13,304.94	\$34,905.00	25.600%
2031-330-420-0011	Operating Supplies(SALT -SUPPLIES)	\$0.00	\$0.00	\$65,000.00	\$371.64	\$45,628.36	\$19,000.00	70.197%
2031-330-420-0012	Operating Supplies(STONE -SUPPLIES)	\$0.00	\$0.00	\$15,000.00	\$4,500.00	\$0.00	\$10,500.00	0.000%
2031-330-490-0000	Other - Supplies and Materials	\$0.00	\$0.00	\$500.00	\$308.25	\$191.75	\$0.00	38.350%
2031-330-599-0000	Other - Other Expenses	\$0.00	\$0.00	\$2,500.00	\$970.21	\$529.79	\$1,000.00	21.192%
2031-760-720-0000	Buildings	\$0.00	\$0.00	\$15,000.00	\$0.00	\$0.00	\$15,000.00	0.000%
2031-760-730-0000	Improvement of Sites	\$0.00	\$0.00	\$0.00	\$0.00	\$0.00	\$0.00	0.000%
2031-760-740-0000	Machinery, Equipment and Furniture	\$0.00	\$0.00	\$0.00	\$0.00	\$0.00	\$0.00	0.000%
2031-760-750-0000	Motor Vehicles	\$0.00	\$0.00	\$0.00	\$0.00	\$0.00	\$0.00	0.000%
<b>Road and Bridge Fund Total:</b>		<b>\$3,334.55</b>	<b>\$0.00</b>	<b>\$686,683.80</b>	<b>\$122,485.64</b>	<b>\$335,053.81</b>	<b>\$232,478.90</b>	<b>48.557%</b>

Fund: Cemetery  
 Pooled Balance: \$22,880.41  
 Non-Pooled Balance: \$0.00  
 Total Cash Balance: \$22,880.41

Account Code	Account Name	Reserved for Encumbrance 12/31	Reserved for Encumbrance 12/31 Adjustment	Final Appropriation	Current Reserve for Encumbrance	YTD Expenditures	Unencumbered Balance	YTD % Expenditures
2041-410-190-0000	D Other - Salaries	\$0.00	\$0.00	\$14,326.36	\$0.00	\$938.79	\$13,387.57	6.553%
2041-410-599-0000	Other - Other Expenses	\$0.00	\$0.00	\$20,500.00	\$9,979.72	\$1,007.16	\$9,513.12	4.913%
<b>Cemetery Fund Total:</b>		<b>\$0.00</b>	<b>\$0.00</b>	<b>\$34,826.36</b>	<b>\$9,979.72</b>	<b>\$1,945.95</b>	<b>\$22,900.69</b>	<b>5.588%</b>

Fund: Police District  
 Pooled Balance: \$779,583.50  
 Non-Pooled Balance: \$0.00  
 Total Cash Balance: \$779,583.50

Account Code	Account Name	Reserved for Encumbrance 12/31	Reserved for Encumbrance 12/31 Adjustment	Final Appropriation	Current Reserve for Encumbrance	YTD Expenditures	Unencumbered Balance	YTD % Expenditures
2081-210-190-0000	D Other - Salaries	\$0.00	\$0.00	\$825,000.00	\$0.00	\$257,457.17	\$567,542.83	31.207%
2081-210-211-0000	D Ohio Public Employees Retirement System	\$0.00	\$0.00	\$179,918.95	\$0.00	\$43,384.91	\$136,534.04	24.114%
2081-210-213-0000	D Medicare	\$0.00	\$0.00	\$14,355.00	\$0.00	\$3,783.35	\$10,571.65	26.356%
2081-210-221-0000	Medical/Hospitalization	\$0.00	\$0.00	\$207,000.00	\$107,219.99	\$71,295.78	\$28,484.23	34.442%
2081-210-222-0000	Life Insurance	\$0.00	\$0.00	\$1,610.00	\$419.30	\$299.50	\$891.20	18.602%
2081-210-223-0000	Dental Insurance	\$0.00	\$0.00	\$11,500.00	\$4,704.00	\$3,360.00	\$3,436.00	29.217%
2081-210-224-0000	Vision Insurance	\$0.00	\$0.00	\$3,450.00	\$1,167.85	\$857.27	\$1,424.88	24.848%
2081-210-230-0000	D Workers' Compensation	\$0.00	\$0.00	\$20,235.60	\$0.00	\$15,329.33	\$4,906.27	75.754%
2081-210-251-0000	Uniform, Tool and Equipment Reimbursements	\$0.00	\$0.00	\$12,100.00	\$381.25	\$9,618.75	\$2,100.00	79.494%
2081-210-251-0020	Uniform, Tool and Equipment Reimbursements(PART-TIME -UNIFO)	\$0.00	\$0.00	\$4,687.50	\$4,687.50	\$0.00	\$0.00	0.000%

Report reflects selected information.

RUSSELL TOWNSHIP, GEauga COUNTY  
**Appropriation Status**  
 By Fund

5/22/2015 11:37:38 AM  
 UAN v2015.3

As Of 4/30/2015

Account Code	Account Name	Reserved for Encumbrance 12/31	Reserved for Encumbrance 12/31 Adjustment	Final Appropriation	Current Reserve for Encumbrance	YTD Expenditures	Unencumbered Balance	YTD % Expenditures
2081-210-314-0000	D Tax Collection Fees	\$0.00	\$0.00	\$32,000.00	\$0.00	\$12,508.92	\$19,491.08	39.090%
2081-210-318-0000	Training Services	\$0.00	\$0.00	\$10,000.00	\$4,975.00	\$1,930.00	\$3,095.00	19.300%
2081-210-318-0318	Training Services{STATE REIMBURSED TRAINING}	\$0.00	\$0.00	\$500.00	\$0.00	\$0.00	\$500.00	0.000%
2081-210-322-0000	Garbage and Trash Removal	\$0.00	\$0.00	\$1,300.00	\$532.80	\$331.20	\$436.00	25.477%
2081-210-323-0000	Repairs and Maintenance	\$0.00	\$0.00	\$5,000.00	\$2,825.57	\$174.43	\$2,000.00	3.489%
2081-210-323-0001	Repairs and Maintenance{VEHICLE/EQUIP REPAIR}	\$500.00	\$0.00	\$17,500.00	\$1,354.46	\$4,145.54	\$12,500.00	23.031%
2081-210-323-0002	Repairs and Maintenance{BLDG/GROUNDS REPAIR}	\$0.00	\$0.00	\$15,000.00	\$9,113.60	\$2,460.40	\$3,426.00	16.403%
2081-210-341-0000	Telephone	\$763.00	\$0.00	\$9,750.00	\$6,936.66	\$2,826.34	\$750.00	26.884%
2081-210-351-0000	Electricity	\$0.00	\$0.00	\$12,000.00	\$6,898.93	\$3,101.07	\$2,000.00	25.842%
2081-210-353-0000	Natural Gas	\$609.70	\$0.00	\$3,000.00	\$2,081.23	\$548.47	\$1,000.00	15.194%
2081-210-359-0000	Other - Utilities	\$248.61	\$0.00	\$3,750.00	\$1,769.41	\$1,143.28	\$1,085.92	28.592%
2081-210-359-0007	Other - Utilities{Tech Services}	\$34.99	\$34.99	\$5,000.00	\$682.65	\$4,317.35	\$0.00	86.347%
2081-210-370-0000	Payment to Another Political Subdivision	\$0.00	\$0.00	\$7,500.00	\$0.00	\$7,000.00	\$500.00	93.333%
2081-210-381-0000	Property Insurance Premiums	\$0.00	\$0.00	\$3,300.00	\$0.00	\$0.00	\$3,300.00	0.000%
2081-210-382-0000	Liability Insurance Premiums	\$0.00	\$0.00	\$3,750.00	\$0.00	\$0.00	\$3,750.00	0.000%
2081-210-389-0000	Other - Insurance and Bonding	\$0.00	\$0.00	\$4,000.00	\$0.00	\$0.00	\$4,000.00	0.000%
2081-210-410-0000	Office Supplies	\$0.00	\$0.00	\$3,750.00	\$2,803.18	\$946.82	\$0.00	25.249%
2081-210-420-0000	Operating Supplies	\$0.00	\$0.00	\$5,000.00	\$2,440.00	\$60.00	\$2,500.00	1.200%
2081-210-420-0010	Operating Supplies{GAS & DIESEL -SUPPLIES}	\$990.85	\$0.00	\$25,000.00	\$19,023.93	\$4,061.92	\$2,905.00	15.628%
2081-210-430-0000	Small Tools and Minor Equipment	\$0.00	\$0.00	\$2,500.00	\$1,139.23	\$660.77	\$700.00	26.431%
2081-210-490-0000	Other - Supplies and Materials	\$0.00	\$0.00	\$2,000.00	\$1,741.19	\$258.81	\$0.00	12.941%
2081-210-599-0000	Other - Other Expenses	\$30.00	\$0.00	\$27,500.00	\$6,495.17	\$10,074.67	\$10,960.16	36.595%
2081-760-720-0000	Buildings	\$0.00	\$0.00	\$0.00	\$0.00	\$0.00	\$0.00	0.000%
2081-760-730-0000	Improvement of Sites	\$0.00	\$0.00	\$20,000.00	\$0.00	\$0.00	\$20,000.00	0.000%
2081-760-740-0000	Machinery, Equipment and Furniture	\$0.00	\$0.00	\$16,000.00	\$3,200.00	\$6,871.44	\$5,928.56	42.947%
2081-760-750-0000	Motor Vehicles	\$0.00	\$0.00	\$37,500.00	\$33,000.00	\$0.00	\$4,500.00	0.000%
Police District Fund Total:		\$3,177.15	\$34.99	\$1,552,457.05	\$225,572.90	\$468,807.49	\$861,218.82	30.137%

Account Code	Account Name	Reserved for Encumbrance 12/31	Reserved for Encumbrance 12/31 Adjustment	Final Appropriation	Current Reserve for Encumbrance	YTD Expenditures	Unencumbered Balance	YTD % Expenditures
2111-220-190-0000	D Other - Salaries	\$0.00	\$0.00	\$500,000.00	\$0.00	\$188,191.20	\$311,808.80	37.638%
2111-220-211-0000	D Ohio Public Employees Retirement System	\$0.00	\$0.00	\$32,500.00	\$0.00	\$8,158.40	\$24,341.60	25.103%
2111-220-212-0000	D Social Security	\$0.00	\$0.00	\$31,250.00	\$0.00	\$8,940.27	\$22,309.73	28.609%
2111-220-213-0000	D Medicare	\$0.00	\$0.00	\$10,875.00	\$0.00	\$2,780.96	\$8,094.04	25.572%
2111-220-221-0000	Medical/Hospitalization	\$0.00	\$0.00	\$17,799.20	\$10,910.64	\$6,007.60	\$880.96	33.752%
2111-220-222-0000	Life Insurance	\$0.00	\$0.00	\$172.60	\$41.93	\$29.95	\$100.72	17.352%
2111-220-223-0000	Dental Insurance	\$0.00	\$0.00	\$810.00	\$470.40	\$336.00	\$3.60	41.481%

Report reflects selected information.

RUSSELL TOWNSHIP, GEauga COUNTY  
**Appropriation Status**  
 By Fund

5/22/2015 11:37:38 AM  
 UAN v2015.3

As Of 4/30/2015

Account Code	Account Name	Reserved for Encumbrance 12/31	Reserved for Encumbrance 12/31 Adjustment	Final Appropriation	Current Reserve for Encumbrance	YTD Expenditures	Unencumbered Balance	YTD % Expenditures
2111-220-224-0000	Vision Insurance	\$0.00	\$0.00	\$135.70	\$75.43	\$55.37	\$4.90	40.803%
2111-220-230-0000	D Workers' Compensation	\$0.00	\$0.00	\$20,981.65	\$0.00	\$12,423.64	\$8,558.01	59.212%
2111-220-251-0000	Uniform, Tool and Equipment Reimbursements	\$0.00	\$0.00	\$800.00	\$0.00	\$800.00	\$0.00	100.000%
2111-220-251-0020	Uniform, Tool and Equipment Reimbursements(PART-TIME -UNIFO)	\$0.00	\$0.00	\$10,000.00	\$9,147.03	\$852.97	\$0.00	8.530%
2111-220-314-0000	D Tax Collection Fees	\$0.00	\$0.00	\$17,000.00	\$0.00	\$6,736.50	\$10,263.50	39.626%
2111-220-318-0000	Training Services	\$0.00	\$0.00	\$20,000.00	\$15,530.46	\$2,640.54	\$1,829.00	13.203%
2111-220-318-0030	Training Services(PARAMEDIC-TRAINING)	\$0.00	\$0.00	\$10,000.00	\$2,500.00	\$0.00	\$7,500.00	0.000%
2111-220-322-0000	Garbage and Trash Removal	\$0.00	\$0.00	\$1,500.00	\$532.80	\$331.20	\$636.00	22.080%
2111-220-323-0000	Repairs and Maintenance	\$90.00	\$0.00	\$30,000.00	\$9,473.43	\$6,011.61	\$14,604.96	19.979%
2111-220-323-0001	Repairs and Maintenance(VEHICLE/EQUIP REPAIR)	\$7,907.46	\$0.00	\$50,000.00	\$18,163.37	\$22,424.56	\$17,319.53	38.725%
2111-220-323-0002	Repairs and Maintenance(BLDG/GROUNDS REPAIR)	\$140.00	\$27.05	\$40,000.00	\$13,481.51	\$1,816.44	\$24,815.00	4.528%
2111-220-341-0000	Telephone	\$663.00	\$0.00	\$9,500.00	\$5,856.47	\$2,306.53	\$2,000.00	22.695%
2111-220-351-0000	Electricity	\$0.00	\$0.00	\$17,500.00	\$13,119.18	\$3,880.82	\$500.00	22.176%
2111-220-353-0000	Natural Gas	\$483.14	\$0.00	\$8,000.00	\$4,471.90	\$2,511.24	\$1,500.00	29.603%
2111-220-359-0000	Other - Utilities	\$257.52	\$0.00	\$5,000.00	\$1,506.63	\$899.97	\$2,850.92	17.118%
2111-220-359-0007	Other - Utilities(Tech Services)	\$65.00	\$2.97	\$8,500.00	\$1,238.00	\$4,824.03	\$2,500.00	56.342%
2111-220-370-0000	Payment to Another Political Subdivision	\$0.00	\$0.00	\$3,500.00	\$0.00	\$3,500.00	\$0.00	100.000%
2111-220-381-0000	Property Insurance Premiums	\$0.00	\$0.00	\$4,200.00	\$0.00	\$0.00	\$4,200.00	0.000%
2111-220-382-0000	Liability Insurance Premiums	\$0.00	\$0.00	\$2,000.00	\$0.00	\$0.00	\$2,000.00	0.000%
2111-220-389-0000	Other - Insurance and Bonding	\$0.00	\$0.00	\$8,000.00	\$0.00	\$0.00	\$8,000.00	0.000%
2111-220-410-0000	Office Supplies	\$0.00	\$0.00	\$3,500.00	\$1,541.15	\$458.85	\$1,500.00	13.110%
2111-220-420-0000	Operating Supplies	\$325.00	\$101.71	\$8,500.00	\$6,490.67	\$1,232.62	\$1,000.00	14.130%
2111-220-420-0010	Operating Supplies(GAS & DIESEL -SUPPLIES)	\$664.61	\$0.00	\$19,000.00	\$11,686.86	\$3,072.75	\$4,905.00	15.626%
2111-220-430-0000	Small Tools and Minor Equipment	\$0.00	\$0.00	\$4,000.00	\$2,093.21	\$906.79	\$1,000.00	22.670%
2111-220-490-0000	Other - Supplies and Materials	\$0.00	\$0.00	\$6,500.00	\$2,127.25	\$1,182.77	\$3,189.98	18.196%
2111-220-599-0000	Other - Other Expenses	\$1,192.38	\$0.00	\$30,000.00	\$11,034.33	\$9,973.93	\$10,184.12	31.976%
2111-220-599-0040	Other - Other Expenses(DRY-HYDRANT-OTHER)	\$0.00	\$0.00	\$15,000.00	\$0.00	\$0.00	\$15,000.00	0.000%
2111-760-720-0000	Buildings	\$0.00	\$0.00	\$110,000.00	\$0.00	\$0.00	\$110,000.00	0.000%
2111-760-740-0000	Machinery, Equipment and Furniture	\$23,536.47	\$0.00	\$90,000.00	\$15,166.78	\$25,575.09	\$72,794.60	22.526%
2111-760-740-1070	Machinery, Equipment and Furniture(FIRE EQUIPMENT - RADIOS)	\$0.00	\$0.00	\$77,500.00	\$0.00	\$0.00	\$77,500.00	0.000%
2111-760-750-0000	Motor Vehicles	\$0.00	\$0.00	\$40,000.00	\$0.00	\$0.00	\$40,000.00	0.000%
2111-760-750-0050	Motor Vehicles(SECONDARY VEHICLE-M.V.)	\$0.00	\$0.00	\$0.00	\$0.00	\$0.00	\$0.00	0.000%
Fire District Fund Total:		\$35,324.58	\$131.73	\$1,264,024.15	\$156,659.43	\$328,862.60	\$813,694.97	25.312%

Fund: Road District  
 Pooled Balance: \$568,515.33  
 Non-Pooled Balance: \$0.00  
 Total Cash Balance: \$568,515.33

Account Code	Account Name	Reserved for Encumbrance 12/31	Reserved for Encumbrance 12/31 Adjustment	Final Appropriation	Current Reserve for Encumbrance	YTD Expenditures	Unencumbered Balance	YTD % Expenditures
2141-330-190-0000	D Other - Salaries	\$0.00	\$0.00	\$150,000.00	\$0.00	\$0.00	\$150,000.00	0.000%

Report reflects selected information.

**Appropriation Status**

By Fund

As Of 4/30/2015

Account Code	Account Name	Reserved for Encumbrance 12/31	Reserved for Encumbrance 12/31 Adjustment	Final Appropriation	Current Reserve for Encumbrance	YTD Expenditures	Unencumbered Balance	YTD % Expenditures
2141-330-211-0000	D Ohio Public Employees Retirement System	\$0.00	\$0.00	\$26,364.85	\$0.00	\$0.00	\$26,364.85	0.000%
2141-330-213-0000	D Medicare	\$0.00	\$0.00	\$2,718.75	\$0.00	\$0.00	\$2,718.75	0.000%
2141-330-221-0000	Medical/Hospitalization	\$0.00	\$0.00	\$0.00	\$0.00	\$0.00	\$0.00	0.000%
2141-330-222-0000	Life Insurance	\$0.00	\$0.00	\$0.00	\$0.00	\$0.00	\$0.00	0.000%
2141-330-223-0000	Dental Insurance	\$0.00	\$0.00	\$0.00	\$0.00	\$0.00	\$0.00	0.000%
2141-330-224-0000	Vision Insurance	\$0.00	\$0.00	\$0.00	\$0.00	\$0.00	\$0.00	0.000%
2141-330-230-0000	D Workers' Compensation	\$0.00	\$0.00	\$3,832.50	\$0.00	\$0.00	\$3,832.50	0.000%
2141-330-251-0000	Uniform, Tool and Equipment Reimbursements	\$16.46	\$0.00	\$9,000.00	\$840.42	\$5,756.98	\$2,419.06	63.850%
2141-330-314-0000	D Tax Collection Fees	\$0.00	\$0.00	\$20,000.00	\$0.00	\$6,464.69	\$13,535.31	32.323%
2141-330-323-0000	Repairs and Maintenance	\$0.00	\$0.00	\$2,500.00	\$0.00	\$0.00	\$2,500.00	0.000%
2141-330-323-0001	Repairs and Maintenance{VEHICLE/EQUIP REPAIR}	\$1,667.27	\$0.00	\$20,000.00	\$332.95	\$21,068.32	\$266.00	97.236%
2141-330-323-0002	Repairs and Maintenance{BLDG/GROUNDS REPAIR}	\$0.00	\$0.00	\$5,000.00	\$3,762.25	\$251.75	\$986.00	5.035%
2141-330-360-0000	Contracted Services	\$0.00	\$0.00	\$30,000.00	\$0.00	\$0.00	\$30,000.00	0.000%
2141-330-360-0060	Contracted Services{IMPROVEMENT -CONTRACTS}	\$0.00	\$0.00	\$20,000.00	\$2.60	\$1,022.40	\$18,975.00	5.112%
2141-330-381-0000	Property Insurance Premiums	\$0.00	\$0.00	\$2,000.00	\$0.00	\$0.00	\$2,000.00	0.000%
2141-330-382-0000	Liability Insurance Premiums	\$0.00	\$0.00	\$2,500.00	\$0.00	\$0.00	\$2,500.00	0.000%
2141-330-420-0000	Operating Supplies	\$0.00	\$0.00	\$2,500.00	\$1,526.00	\$474.00	\$500.00	18.960%
2141-330-420-0013	Operating Supplies{ASPHALT -SUPPLIES}	\$0.00	\$0.00	\$60,000.00	\$58,509.29	\$1,490.71	\$0.00	2.485%
2141-330-430-0000	Small Tools and Minor Equipment	\$22.26	\$0.00	\$1,000.00	\$903.18	\$119.08	\$0.00	11.649%
2141-330-490-0000	Other - Supplies and Materials	\$14.75	\$0.00	\$7,500.00	\$6,308.89	\$1,205.86	\$0.00	16.047%
2141-330-599-0000	Other - Other Expenses	\$9.99	\$0.00	\$12,500.00	\$1,210.03	\$2,786.84	\$8,513.12	22.277%
2141-760-730-0000	Improvement of Sites	\$0.00	\$0.00	\$0.00	\$0.00	\$0.00	\$0.00	0.000%
2141-760-740-0000	Machinery, Equipment and Furniture	\$0.00	\$0.00	\$0.00	\$0.00	\$0.00	\$0.00	0.000%
2141-760-750-0000	Motor Vehicles	\$0.00	\$0.00	\$0.00	\$0.00	\$0.00	\$0.00	0.000%
2141-760-750-0050	Motor Vehicles{SECONDARY VEHICLE-M.V.}	\$0.00	\$0.00	\$156,500.00	\$57,098.85	\$98,950.00	\$451.15	63.227%
2141-760-790-0000	Other - Capital Outlay	\$0.00	\$0.00	\$318,500.00	\$0.00	\$894.00	\$317,606.00	0.281%
	Road District Fund Total:	\$1,730.73	\$0.00	\$852,416.10	\$130,494.46	\$140,464.63	\$563,167.74	16.447%

Account Code	Account Name	Reserved for Encumbrance 12/31	Reserved for Encumbrance 12/31 Adjustment	Final Appropriation	Current Reserve for Encumbrance	YTD Expenditures	Unencumbered Balance	YTD % Expenditures
2181-130-190-0000	D Other - Salaries	\$0.00	\$0.00	\$14,500.00	\$0.00	\$0.00	\$14,500.00	0.000%
2181-130-341-0000	Telephone	\$80.00	\$0.00	\$1,500.00	\$724.78	\$355.22	\$500.00	22.482%
2181-130-490-0000	Other - Supplies and Materials	\$0.00	\$0.00	\$1,750.00	\$1,206.38	\$293.62	\$250.00	16.778%
2181-130-599-0000	Other - Other Expenses	\$0.00	\$0.00	\$2,000.00	\$675.28	\$752.05	\$572.67	37.603%
2181-760-740-0000	Machinery, Equipment and Furniture	\$0.00	\$0.00	\$9,087.35	\$0.00	\$0.00	\$9,087.35	0.000%
	Zoning Fund Total:	\$80.00	\$0.00	\$28,837.35	\$2,606.44	\$1,400.89	\$24,910.02	4.844%

Fund: Zoning

Pooled Balance: \$21,087.46

Non-Pooled Balance: \$0.00

Total Cash Balance: \$21,087.46

Report reflects selected information.

RUSSELL TOWNSHIP, GEauga COUNTY  
**Appropriation Status**  
 By Fund

5/22/2015 11:37:38 AM  
 UAN v2015.3

As Of 4/30/2015

Fund: Enforcement and Education  
 Pooled Balance: \$1,435.00  
 Non-Pooled Balance: \$0.00  
 Total Cash Balance: \$1,435.00

Account Code	Account Name	Reserved for Encumbrance 12/31	Reserved for Encumbrance 12/31 Adjustment	Final Appropriation	Current Reserve for Encumbrance	YTD Expenditures	Unencumbered Balance	YTD % Expenditures
2271-210-599-0000	Other - Other Expenses	\$0.00	\$0.00	\$1,435.00	\$0.00	\$0.00	\$1,435.00	0.0000%
Enforcement and Education Fund Total:								
		\$0.00	\$0.00	\$1,435.00	\$0.00	\$0.00	\$1,435.00	0.0000%

Fund: Fire and Rescue, Ambulance and EMS Serv.  
 Pooled Balance: \$36,281.61  
 Non-Pooled Balance: \$0.00  
 Total Cash Balance: \$36,281.61

Account Code	Account Name	Reserved for Encumbrance 12/31	Reserved for Encumbrance 12/31 Adjustment	Final Appropriation	Current Reserve for Encumbrance	YTD Expenditures	Unencumbered Balance	YTD % Expenditures
2281-230-190-0000	D Other - Salaries	\$0.00	\$0.00	\$100,000.00	\$0.00	\$18,584.86	\$81,415.14	18.5855%
2281-230-599-0000	Other - Other Expenses	\$0.00	\$0.00	\$21,882.38	\$0.00	\$0.00	\$21,882.38	0.0000%
2281-760-750-0000	Motor Vehicles	\$0.00	\$0.00	\$0.00	\$0.00	\$0.00	\$0.00	0.0000%
Fire and Rescue, Ambulance and EMS Serv. Fund Total:								
		\$0.00	\$0.00	\$121,882.38	\$0.00	\$18,584.86	\$103,297.52	15.2488%

Fund: General (bond) Retirement  
 Pooled Balance: \$457,659.35  
 Non-Pooled Balance: \$0.00  
 Total Cash Balance: \$457,659.35

Account Code	Account Name	Reserved for Encumbrance 12/31	Reserved for Encumbrance 12/31 Adjustment	Final Appropriation	Current Reserve for Encumbrance	YTD Expenditures	Unencumbered Balance	YTD % Expenditures
3101-220-314-0000	D Tax Collection Fees	\$0.00	\$0.00	\$10,734.75	\$0.00	\$1,733.39	\$9,001.36	16.1477%
3101-810-810-0000	Principal Payments - Bonds	\$0.00	\$0.00	\$511,639.12	\$0.00	\$0.00	\$511,639.12	0.0000%
3101-830-830-0000	Interest Payments	\$0.00	\$0.00	\$50,805.00	\$0.00	\$23,402.50	\$27,402.50	46.0633%
General (bond) Retirement Fund Total:								
		\$0.00	\$0.00	\$573,178.87	\$0.00	\$25,135.89	\$548,042.98	4.3855%

Fund: Miscellaneous Debt Service  
 Pooled Balance: \$5,975.86  
 Non-Pooled Balance: \$0.00  
 Total Cash Balance: \$5,975.86

Report reflects selected information.

**Appropriation Status**

By Fund

As Of 4/30/2015

Account Code	Account Name	Reserved for Encumbrance 12/31	Reserved for Encumbrance 12/31 Adjustment	Final Appropriation	Current Reserve for Encumbrance	YTD Expenditures	Unencumbered Balance	YTD % Expenditures
3902-820-820-2009	Principal Payments - Notes{ROAD TAX ANTICIPATION NOTE}	\$0.00	\$0.00	\$0.00	\$0.00	\$0.00	\$0.00	0.0000%
3902-830-830-2009	Interest Payments{ROAD TAX ANTICIPATION NOTE}	\$0.00	\$0.00	\$0.00	\$0.00	\$0.00	\$0.00	0.0000%
	Miscellaneous Debt Service Fund Total:	\$0.00	\$0.00	\$0.00	\$0.00	\$0.00	\$0.00	0.0000%

Fund: Miscellaneous Debt Service-OPW LOAN

Pooled Balance: \$24,923.54  
 Non-Pooled Balance: \$0.00  
 Total Cash Balance: \$24,923.54

Account Code	Account Name	Reserved for Encumbrance 12/31	Reserved for Encumbrance 12/31 Adjustment	Final Appropriation	Current Reserve for Encumbrance	YTD Expenditures	Unencumbered Balance	YTD % Expenditures
3903-820-820-2010	Principal Payments - Notes{PRINCIPAL-ROAD PAYING}	\$0.00	\$0.00	\$49,847.08	\$0.00	\$0.00	\$49,847.08	0.0000%
3903-830-830-0000	Interest Payments	\$0.00	\$0.00	\$0.00	\$0.00	\$0.00	\$0.00	0.0000%
	Miscellaneous Debt Service-OPW LOAN Fund Total:	\$0.00	\$0.00	\$49,847.08	\$0.00	\$0.00	\$49,847.08	0.0000%

Fund: Public Works Commission Project

Pooled Balance: \$0.00  
 Non-Pooled Balance: \$0.00  
 Total Cash Balance: \$0.00

Account Code	Account Name	Reserved for Encumbrance 12/31	Reserved for Encumbrance 12/31 Adjustment	Final Appropriation	Current Reserve for Encumbrance	YTD Expenditures	Unencumbered Balance	YTD % Expenditures
4401-760-790-0000	Other - Capital Outlay	\$0.00	\$0.00	\$0.00	\$0.00	\$0.00	\$0.00	0.0000%
	Public Works Commission Project Fund Total:	\$0.00	\$0.00	\$0.00	\$0.00	\$0.00	\$0.00	0.0000%

Fund: Miscellaneous Capital Projects

Pooled Balance: \$0.00  
 Non-Pooled Balance: \$0.00  
 Total Cash Balance: \$0.00

Account Code	Account Name	Reserved for Encumbrance 12/31	Reserved for Encumbrance 12/31 Adjustment	Final Appropriation	Current Reserve for Encumbrance	YTD Expenditures	Unencumbered Balance	YTD % Expenditures
4903-760-730-0300	Improvement of Sites{GRANTS}	\$0.00	\$0.00	\$0.00	\$0.00	\$0.00	\$0.00	0.0000%
	Miscellaneous Capital Projects Fund Total:	\$0.00	\$0.00	\$0.00	\$0.00	\$0.00	\$0.00	0.0000%
	Report Total:	\$71,590.97	\$1,131.98	\$7,161,435.32	\$852,654.69	\$1,756,450.08	\$4,622,789.54	24.288%



RUSSELL TOWNSHIP, GEAUGA COUNTY  
**Cash Summary by Fund**  
 April 2015

5/22/2015 11:38:14 AM  
 UAN v2015.3

Fund #	Fund Name	Fund Balance 4/1/2015	Fund Balance Adjustments	Revenue (excluding transfers and advances in)	Transfers In	Advances In	Total Fund & Adjustments & Revenue	Expenditures (excluding transfers and advances out)	Transfers Out	Advances Out	Fund Balance 4/30/2015	Non-Pooled Balance	Pooled Balance
1000	General	\$1,367,665.35	\$0.00	\$52,260.80	\$0.00	\$0.00	\$1,419,926.15	\$64,313.39	\$0.00	\$0.00	\$1,355,612.76	\$0.00	\$1,355,612.76
2011	Motor Vehicle License Tax	\$46,766.17	\$0.00	\$1,946.97	\$0.00	\$0.00	\$48,713.14	\$0.00	\$0.00	\$0.00	\$48,713.14	\$0.00	\$48,713.14
2021	Gasoline Tax	\$119,229.22	\$0.00	\$2,360.16	\$0.00	\$0.00	\$121,589.38	\$85.82	\$0.00	\$0.00	\$121,503.56	\$0.00	\$121,503.56
2031	Road and Bridge	\$348,320.70	\$0.00	\$24,411.62	\$0.00	\$0.00	\$372,732.32	\$52,648.57	\$0.00	\$0.00	\$320,083.75	\$0.00	\$320,083.75
2041	Cemetery	\$23,773.72	\$0.00	\$0.00	\$0.00	\$0.00	\$23,773.72	\$893.31	\$0.00	\$0.00	\$22,880.41	\$0.00	\$22,880.41
2081	Police District	\$791,604.37	\$0.00	\$85,907.32	\$0.00	\$0.00	\$877,511.69	\$97,928.19	\$0.00	\$0.00	\$779,583.50	\$0.00	\$779,583.50
2111	Fire District	\$980,898.20	\$0.00	\$56,783.87	\$0.00	\$0.00	\$1,037,682.07	\$97,515.89	\$0.00	\$0.00	\$940,166.18	\$0.00	\$940,166.18
2141	Road District	\$621,780.24	\$0.00	\$58,517.34	\$0.00	\$0.00	\$680,297.58	\$111,782.25	\$0.00	\$0.00	\$568,515.33	\$0.00	\$568,515.33
2181	Zoning	\$20,720.78	\$0.00	\$725.00	\$0.00	\$0.00	\$21,445.78	\$358.32	\$0.00	\$0.00	\$21,087.46	\$0.00	\$21,087.46
2271	Enforcement and Education	\$1,435.00	\$0.00	\$0.00	\$0.00	\$0.00	\$1,435.00	\$0.00	\$0.00	\$0.00	\$1,435.00	\$0.00	\$1,435.00
2281	Fire and Rescue, Ambulance and EN	\$25,941.44	\$0.00	\$10,340.17	\$0.00	\$0.00	\$36,281.61	\$0.00	\$0.00	\$0.00	\$36,281.61	\$0.00	\$36,281.61
3101	General (bond) (note) Retirement	\$466,022.23	\$0.00	\$15,126.74	\$0.00	\$0.00	\$481,148.97	\$23,489.62	\$0.00	\$0.00	\$457,659.35	\$0.00	\$457,659.35
3901	Miscellaneous Debt Service	\$0.00	\$0.00	\$0.00	\$0.00	\$0.00	\$0.00	\$0.00	\$0.00	\$0.00	\$0.00	\$0.00	\$0.00
3902	Miscellaneous Debt Service	\$5,975.86	\$0.00	\$0.00	\$0.00	\$0.00	\$5,975.86	\$0.00	\$0.00	\$0.00	\$5,975.86	\$0.00	\$5,975.86
3903	Miscellaneous Debt Service-OPW LC	\$24,923.54	\$0.00	\$0.00	\$0.00	\$0.00	\$24,923.54	\$0.00	\$0.00	\$0.00	\$24,923.54	\$0.00	\$24,923.54
4401	Public Works Commission Project	\$0.00	\$0.00	\$0.00	\$0.00	\$0.00	\$0.00	\$0.00	\$0.00	\$0.00	\$0.00	\$0.00	\$0.00
4402	Public Works Commission Project	\$0.00	\$0.00	\$0.00	\$0.00	\$0.00	\$0.00	\$0.00	\$0.00	\$0.00	\$0.00	\$0.00	\$0.00
4901	Miscellaneous Capital Projects	\$0.00	\$0.00	\$0.00	\$0.00	\$0.00	\$0.00	\$0.00	\$0.00	\$0.00	\$0.00	\$0.00	\$0.00
4902	Capital Projects - Police Station	\$0.00	\$0.00	\$0.00	\$0.00	\$0.00	\$0.00	\$0.00	\$0.00	\$0.00	\$0.00	\$0.00	\$0.00
4903	Miscellaneous Capital Projects	\$0.00	\$0.00	\$0.00	\$0.00	\$0.00	\$0.00	\$0.00	\$0.00	\$0.00	\$0.00	\$0.00	\$0.00
Report Total:		\$4,845,056.82	\$0.00	\$308,379.99	\$0.00	\$0.00	\$5,153,436.81	\$449,015.36	\$0.00	\$0.00	\$4,704,421.45	\$0.00	\$4,704,421.45