

# RUSSELL TOWNSHIP

## STATUS & FISCAL UPDATE

Justin Madden- Chairman, Board of Trustees

Jim Mueller- Board of Trustees

Gary Gabram - Board of Trustees

Chuck Walder - Fiscal Officer

# Definitions:

- **For 2014, 1.0 Mill (new or additional):**  
Yields \$253,300 @ 100% collection and...  
costs the owner of a single family owner-occupied home with a market value of \$100,000 approximately \$35 per year.
- **EMills or Effective Millage:**  
Is that millage which reflects what property owners are currently paying. Ex: In 1976, 1 Mill yielded \$64,400, therefore in 2014 it is valued at .25 EMills.
- **Inside Millage:**  
Inside Millage is the millage provided by the Constitution of the State of Ohio and is levied without the vote of the people.

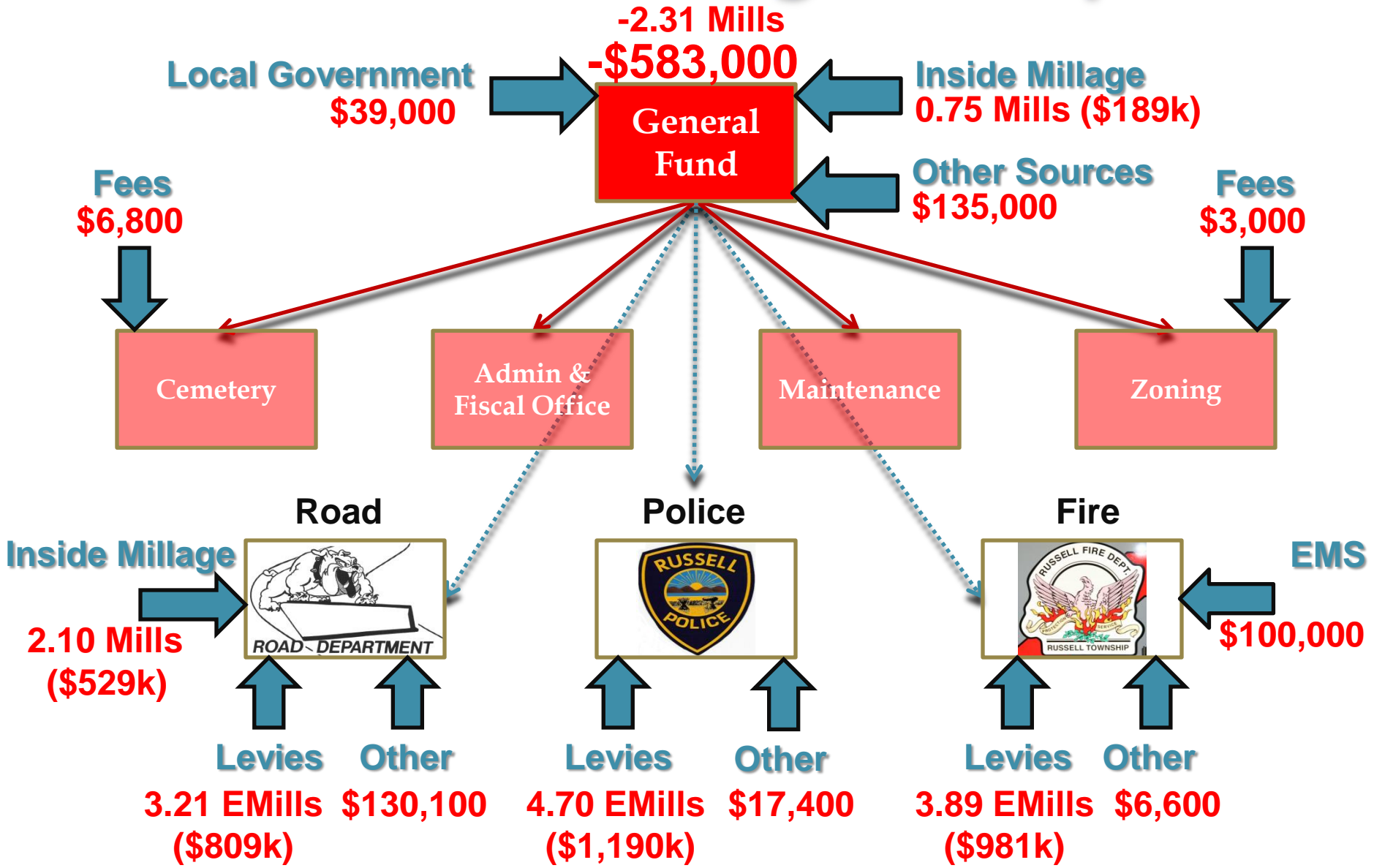
# Why Are We Here?

- **Update and inform residents of operational changes that have and are taking place at the Township.**
- **We wish to advise residents of these changes, obtain input, and apply necessary course corrections.**
- **We ask for the continued support and help of the community.**
- **We want to thank you for your past support and confidence.**

# **3 Strikes Against Local Government (Review)**

- **1.) Cutting of the Local Government Fund**  
➤ **(established 80 years ago - cut by more than half).**
- **2.) Elimination of the Estate Tax - (established 40 years ago and affecting 8% of estates).**
- **3.) Property Tax Relief Eliminated - Rollback**  
➤ **(established in the 70's makes new & replacement levies ineligible for 12.5% rollback).**

# Our 18 Month Ago Footprint



# **Our Solution Philosophy**

- **There is no “silver bullet”, “brass ring” or one answer solution.**
- **Solutions need to be long term.**
- **We can not simply move the problem from department to department.**
- **Solutions require a change of thinking from past practices... the scenario has changed.**
- **Each Department must move towards fiscal self-sufficiency... the General Fund bank has closed!**

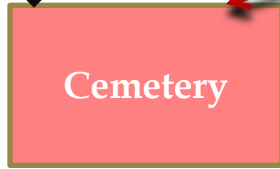
# What Was Our Plan?

- **Merge Maintenance into Road, increase Cemetery & Zoning fees, and implement cost cutting measures across the Township.**
- **Ask taxpayers for \$340,335 in the form of a Cemetery Levy & Road & Bridge Levy to relieve the General Fund. Taxpayers approved R&B = \$277,310.**
- **Ask taxpayers to pass a Police Replacement Levy to establish Police Department fiscal independence from the General Fund.**

# Our 2014 Footprint



**Fees**  
\$8,000 est



**Fees**  
\$5,665 est



## Road

## Police

## Fire

**Inside Millage**



**1.0 Mills**  
(\$252k)



**Levies Other**

**4.31 EMills \$130,100**  
(\$1,087k)



**Levies Other**

**5.82 EMills \$17,400**  
(\$1,467k)



**Levies Other**

**3.89 EMills \$6,600**  
(\$981k)

**EMS**



**\$100,000**



# Organizational Initiatives

- **Merged Maintenance into Road Department.**
- **Outsourced lawn mowing (>\$52k/yr savings).**
- **Significantly reduced operational costs (gas, electric, phones, cleaning, trash, etc. (>\$10k/yr savings))**
- **Increased Recycling Center revenue through cardboard sales. (>\$8k since 9/2013)**
- **Increased employee health care premium contribution by 50%.**

# Organizational Initiatives (cont.)

- **Terminated Longevity for new hires after 1/1/2014.**
- **Froze wages for 2013.**
- **Reduced Inside Millage to Russell Park District by 33% (approx. \$12.5k first year).**
- **Razed 2 condemned properties @ \$0 to Township.**
- **Leveraged Police, Fire, & Road Grants (>\$300k).**
- **Began consolidation of Township required services.**

# Organizational Initiatives (cont.)

- Completed update to the Policy & Procedure Manual.
- Developed and began a Town Hall maintenance plan.
- Tied Town Hall & Old Fire Station into sewers.
- Developing long term Capital Assessment Study.
- Upgraded Recycling Center paving.
- Installed new Russell Township signs @ 87/306.

# Organizational Initiatives (cont.)

- Consolidated Zoning Department (>\$15k/yr savings).
- Began implementation of an internal succession plan.
- Implemented new Township website.
- Increased transparency of records, contracts, information, etc. (via web).
- Joined Ohio Public Entity Consortium COOP for health care savings (~\$.25M through 2020).

# Organizational Initiatives (cont.)

- **Auctioned Maintenance Department equipment (grossed > \$23.5k).**
- **Utilizing Town Hall as an election polling location effective November 2014.**
- **Installed Network Attached Storage – file level data storage backup for Fiscal Office, Administration, & Zoning.**
- **Concluded 2012/2013 State of Ohio audit.**

# Our 2015 Footprint

Local Government  
(\$41k)

Inside Millage  
1.9 Mills (\$472k)

General Fund

Other Sources  
(\$144k)

Fees  
(\$10k)

Fees  
(\$7.9k)

Cemetery

Accounting  
Elections  
House Demos  
Signage

Admin &  
Fiscal Office

Town Hall  
Recycling Center  
Admin Building  
Sewer

Zoning

Road

Police

Fire

EMS

Inside Millage



1.0 Mills  
(\$248k)

(\$100k)

Levies Other

Levies Other

Levies Other

1.54 EMills (\$128k)  
(\$390k)

5.72 EMills (\$17.4k)  
(\$1,449k)

3.83 EMills (\$5.4k)  
(\$970k)

# What Are We Asking For Now?

- **Your continued ideas, feedback, & support.**
- **Renewal of the Road Paving Levy on November 4, 2014. This 5-year Levy is NOT a new tax, generates \$696,703/yr for Roads and Bridges, and costs \$84.22/\$100k value.**
- **Please allow us to continue to maintain our roads.**

# Why Are We Asking For It?

- **Road Department maintains over 55 miles of roadway.**
- **This includes ditching, culverts, guard rails, pavement repairs, resurfacing, snowplowing and salt.**
- **We have spent over \$1M just on resurfacing in the past 24 months .**
- **Road maintenance is the highest cost to Ohio Township operations.**
- **Please help us continue to maintain our roads.**



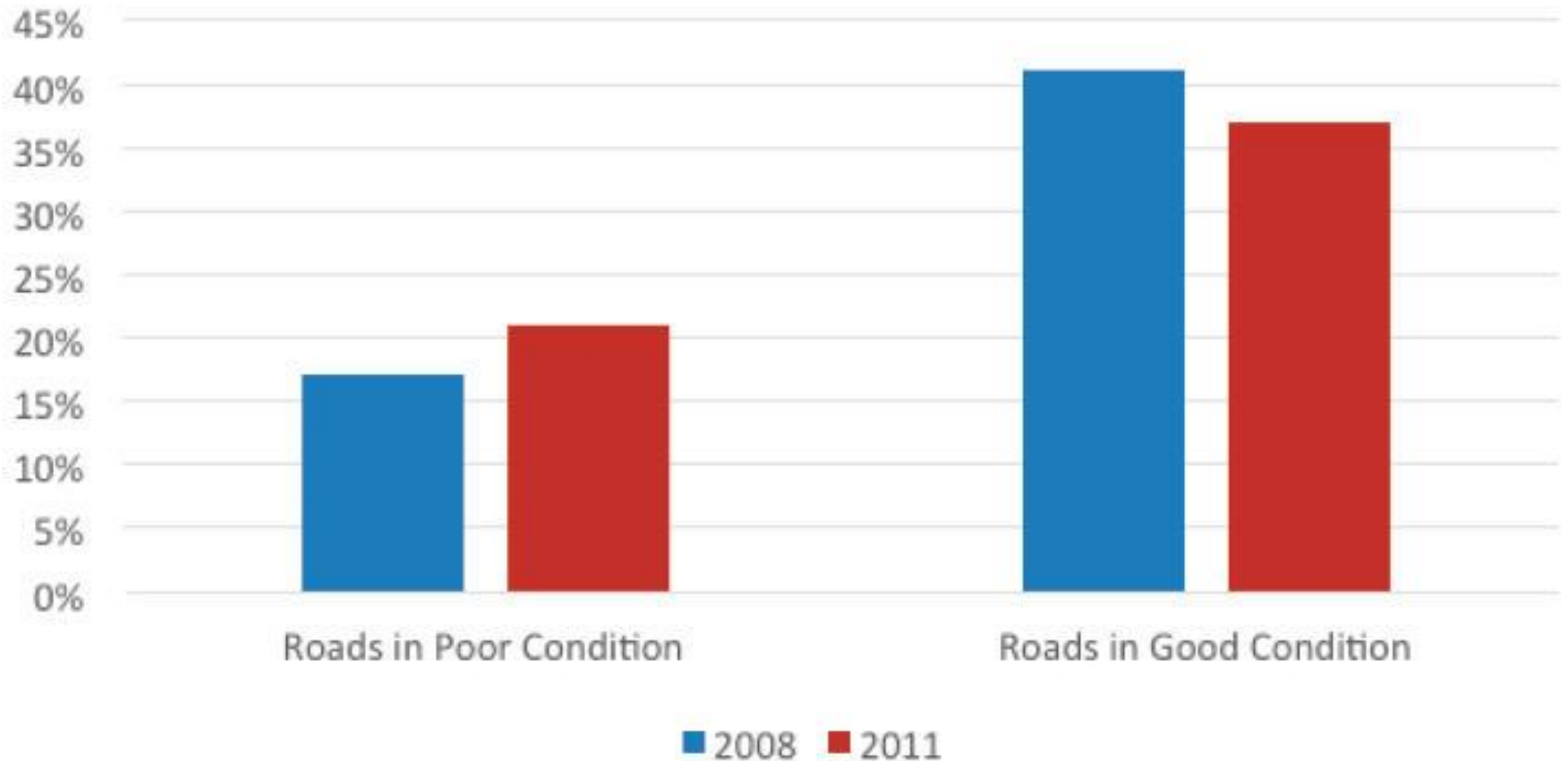
# Gordian Group Report



**AMERICA'S NEGLECTED ROADS:  
FOCUSING ON REPAIRS**

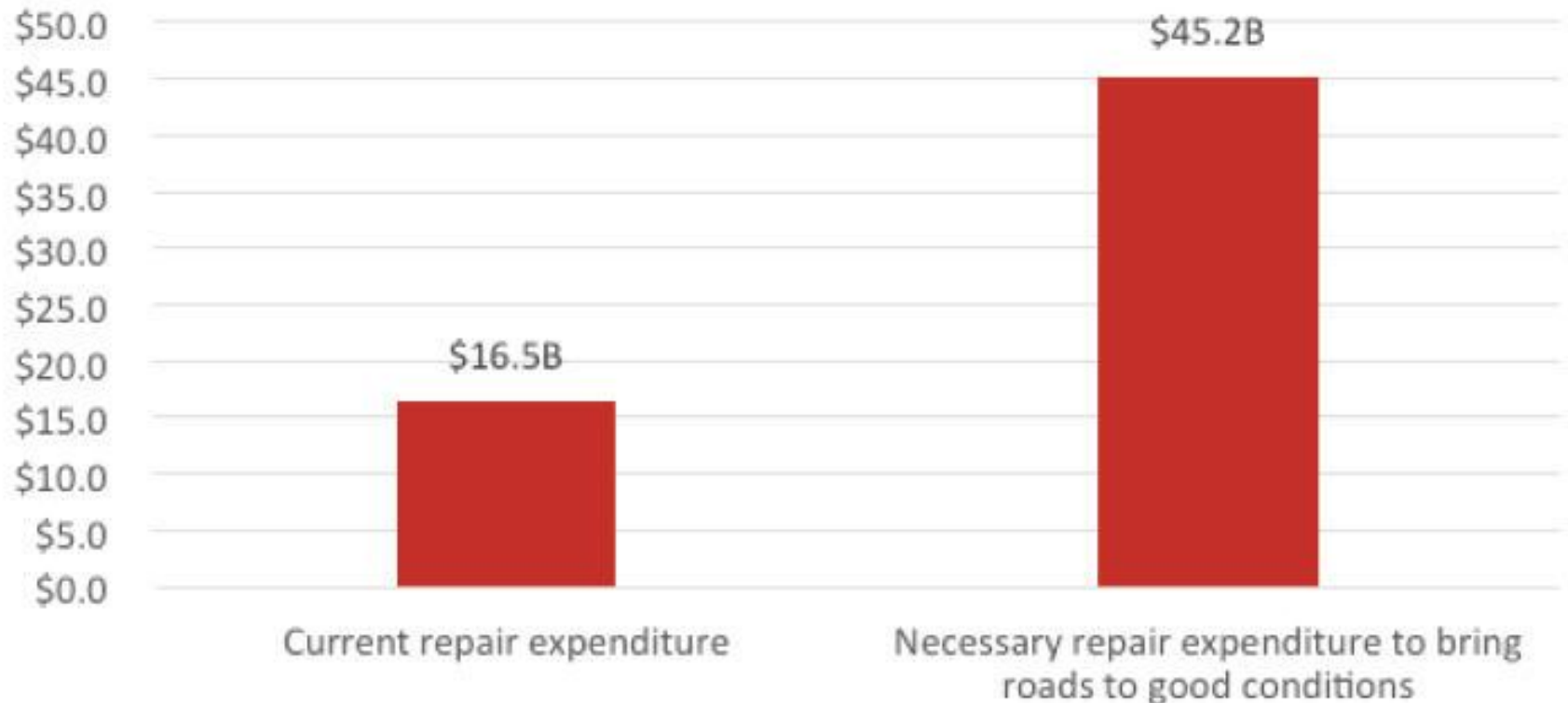
# Gordian Group Report

## Condition of Roads, 2008-2011



# Gordian Group Report

Current Annual Repair Spend vs. Projected Necessary Annual Repair Spend, as of 2011



# Gordian Group Report

## SHIFTING THE FINANCIAL BURDEN

While the report from Smart Growth America maintains that reprioritizing funds from road expansion to road repair projects would help address the issue of our neglected roadways, some states have come up with a different idea. States that own a large percentage of road networks are exploring selling those roads to local governments. On average, state governments own 19% of the roadways. However, some own much more. West Virginia and Delaware, for example, both own over 80% of the roadways within their borders. Because the cost of repairing and preserving these roads is so immense, many of these states are looking to local governments to relieve some of the financial burden.

# Repair Priorities 2014-

Smart Growth America & Taxpayers for Common Sense



<http://www.smartgrowthamerica.org/documents/repair-priorities-2014.pdf>

# Repair Priorities 2014-

## Smart Growth America & Taxpayers for Common Sense



**Smart Growth America**  
Making Neighborhoods Great Together



**Smart Growth America** is the only national organization dedicated to researching, advocating for and leading coalitions to bring better development to more communities nationwide. From providing more sidewalks to ensuring more homes are built near public transportation or that productive farms remain a part of our communities, smart growth helps make sure people across the nation can live in great neighborhoods.

**Taxpayers for Common Sense** is a non-partisan budget watchdog serving as an independent voice for American taxpayers. Our mission is to achieve a government that spends taxpayer dollars responsibly and operates within its means. We work with individuals, policymakers and the media to increase transparency, expose and eliminate wasteful government spending, and hold decision-makers accountable.

# Repair Priorities 2014–

## Smart Growth America & Taxpayers for Common Sense

First, costs rise as road conditions decline. Rehabilitating a road in poor condition is substantially more expensive than preserving the same road in good condition over time through regular, preventative maintenance. According to the American Association of State Highway and Transportation Officials, every \$1 spent to keep a road in good condition avoids \$6–14 needed later to rebuild the same road once it has deteriorated significantly.<sup>11</sup>

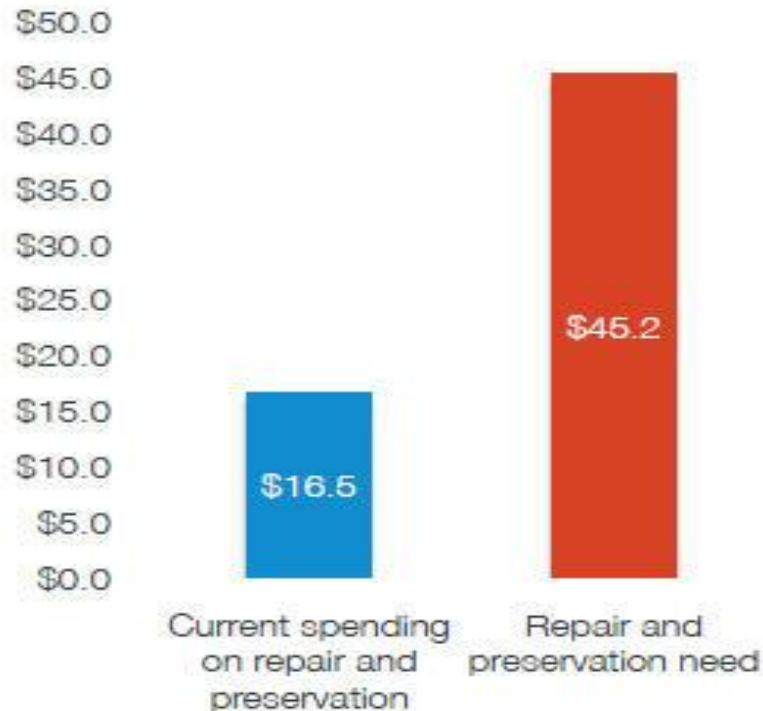
# Repair Priorities 2014-

Smart Growth America & Taxpayers for Common Sense

FIGURE 3

## Outstanding road repair need, nationally

How much do we currently spend on road repair and preservation? How much would we need to spend to get America's roads into a state of good repair and keep them there? All dollar figures in billions.





# Repair Priorities 2014-

Smart Growth America & Taxpayers for Common Sense

State	Current annual spending on repair and preservation	Annual investment needed in repair and preservation
Montana	\$161	\$573
New Carolina	\$233	\$3,959
New Hampshire	\$130	\$210
Nebraska	\$196	\$529
Nevada	\$79	\$300
New Jersey	\$1,095	\$225
New Mexico	\$172	\$721
New York	\$975	\$951
North Dakota	\$240	\$389
Ohio	\$628	\$1,262
Oklahoma	\$279	\$789

# Take Away

- **Both independent reports agree that money and emphasis needs to be increased towards road repairs.**
- **Both independent reports recommend a systematic, continuous plan be developed and deployed to maintain roads.**
- **Both independent reports agree that road maintenance is never “over”.**

# What Else in the Near Future?

- Long term consideration of a fractional millage Cemetery Levy to fund capital improvements to Cemetery property - (fencing, tree removal & replacement, parking areas & roadways, lighting on Cemetery meeting hall).
- Possible Fire Replacement Levy in 2015, 2016, or 2017 depending on the outfall of the Affordable Care Act.

**GEAUGA COUNTY BOARD OF ELECTIONS**  
**NOVEMBER 4, 2014, GENERAL ELECTION -- QUESTIONS & ISSUES**

Issue #		Precincts	Voters
1	Berkshire Local School District - Earned Income Tax - Current Operating Expenses - 0.5% - CPT	8	5,567
2	Ledgemont Local School District - Earned Income Tax - Renewal - Operating Expenses - 1.25% - CPT	5	2,927
3	Ledgemont Local School District - Tax Levy - Current Expenses - 4.49 Mills - Additional - CPT	5	2,927
4	Madison Local School District - Tax Levy - Emergency Requirements - 1.96 Mills - Renewal - 5 Years	1	39
5	Newbury Local School District - Tax Levy - Emergency Requirements - 8 Mills - Additional - 5 Years	5	3,990
6	Geauga County Department on Aging - Tax Levy - Senior Citizens Services & Facilities - 1 Mill - Renewal - 5 Years	78	63,932
7	Burton Village - Tax Levy - Fire - 4.75 Mills - Renewal - 4 Years	Police 2013	1 950
8	Middlefield Village - Tax Levy - Police - 2 Mills - Replacement - 5 Years	2	1,745
9	South Russell Village - Tax Levy - Police - 2.75 Mills - Renewal - 5 Years	Police 2013	4 3,044
10	Auburn Township - Tax Levy - Streets, Roads & Bridges - 2 Mills - Additional - 5 Years	R&B 2013	5 4,948
11	Bainbridge Township - Tax Levy - Streets, Roads & Bridges - 2 Mills - Renewal - 5 Years	R&B 2013	9 8,871
12	Burton Township - Tax Levy - Streets, Roads & Bridges - 1.75 Mills - Additional - 5 Years	Fire 2013	3 1,761
13	Chardon Township - Tax Levy - Fire - 2.5 Mills - Renewal - 3 Years	4	3,494
14	Chester Township - Tax Levy - Fire - 1.8 Mills - Renewal - 5 Years	R&B 2013 Fire 2013	9 7,545
15	Chester Township - Tax Levy - Police - 1.77 Mills - Renewal - 5 Years	9	7,545
16	Chester Township - Tax Levy - Streets, Roads & Bridges - 1 Mill - Renewal - 5 Years	9	7,545
17	Chester Township - Tax Levy - Streets, Roads & Bridges - 2 Mills - Additional - 5 Years	9	7,545
18	Claridon Township - Tax Levy - Fire - 2 Mills - Renewal - 5 Years	4	2,127
19	Claridon Township - Tax Levy - Streets, Roads & Bridges - 2 Mills - Additional - 5 Years	3	2,127
20	Hambden Township - Tax Levy - Permanent Improvements - 0.8 Mill - Renewal - 5 Years	(2) R&B 2013	4 3,178
21	Huntsburg Township - Tax Levy - Streets, Roads & Bridges - 1.5 Mills - Renewal - 5 Years	2	1,480
22	Huntsburg Township - Natural Gas Opt-Out Aggregation	2	1,480
23	Middlefield Township - Tax Levy - Streets, Roads & Bridges - 2.5 Mills - Additional - 5 Years	2	1,617
24	Montville Township - Tax Levy - Fire - 2.4 Mills - Renewal - 5 Years	R&B 2013	2 1,421
25	Munson Township - Tax Levy - Fire - 0.65 Mill - Renewal - 5 Years	Fire 2013	6 4,959
26	Munson Township - Tax Levy - Streets, Roads & Bridges - 2.1 Mills - Renewal - 5 Years	R&B 2013	6 4,959
27	Newbury Township - Tax Levy - Fire - 1.6 Mills - Renewal - 5 Years	R&B 2013	5 3,991
28	Parkman Township - Tax Levy - Fire - 0.5 Mill - Renewal - 5 Years	Fire 2013	2 1,791
29	Parkman Township - Tax Levy - Fire - 1.9 Mills - Renewal - 5 Years	R&B 2013	2 1,791
30	Russell Township - Tax Levy - Streets, Roads & Bridges - 2.75 Mills - Renewal - 5 Years	Cemetery 2013 Police 2013 R&B 2013	5 4,315
31	Thompson Township - Tax Levy - Cemeteries - 0.5 Mill - Additional - 5 Years	2	1,528
32	Troy Township - Tax Levy - Streets, Roads & Bridges - 5 Mills - Renewal - 5 Years	2	1,411


# Geauga County Tax Rates

## GEAUGA COUNTY

### Rates of Taxation for Tax Year 2013 (2014 Collection)

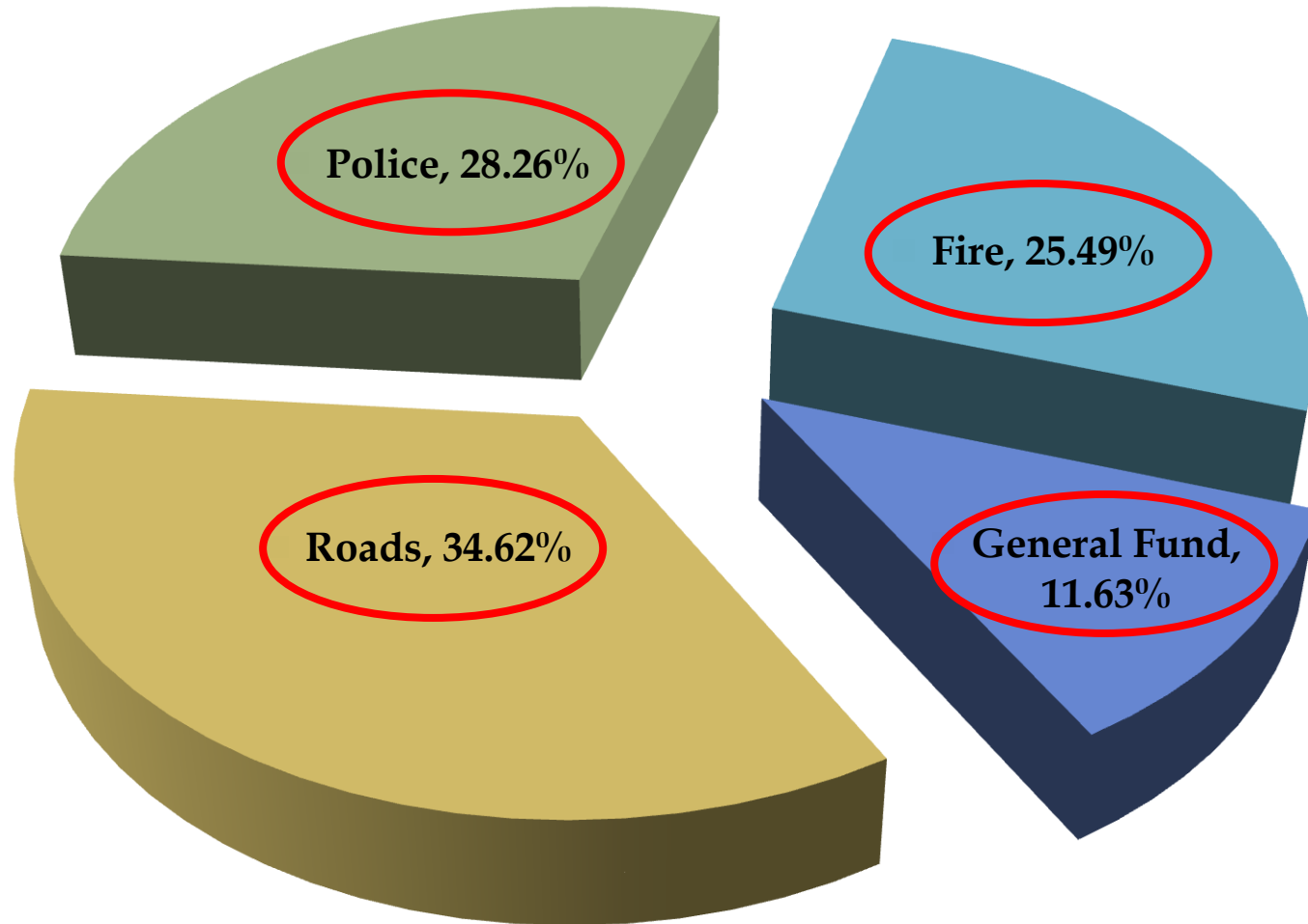
		Full Tax Rates									
LOCAL TAXING DISTRICT	Effective Agri/Resid	Tax Rates Other	Total County	Total Township	Total School	Total JVSD	Special District	Total Village	Total Library	Total 2013	Previous Year
01.	Auburn Twp-Kenston LSD	64.432240	73.946261	14.10	9.50	86.65	1.50		2.00	148.75	114.58
02.	Bainbridge Twp-Kenston LSD	71.374208	83.132856	14.10	25.60	86.65	1.50		2.00	129.85	130.68
03.	Bainbridge Twp-Chagrin Falls EVSD	84.622292	94.865837	14.10	25.60	115.60			2.00	157.30	158.30
04.	Burton Twp-Berkshire LSD	41.750425	43.877306	14.10	7.25	52.30	1.50		1.20	76.35	77.35
05.	Burton Village-Berkshire LSD	43.974052	46.852507	14.10		52.30	1.50	9.75	1.20	78.85	79.85
06.	Chardon Twp-Chardon LSD	60.600517	67.865847	14.10	7.20	76.78	1.50		2.00	101.58	96.68
07.	Chardon Twp-Riverside LSD	55.551529	56.770861	14.10	7.20	54.74	1.50	4.90	2.00	84.34	85.45
08.	Chardon Twp-Kirtland LSD	65.723128	65.318041	14.10	7.20	78.44	1.50		1.00	102.24	103.49
09.	Chardon Twp-Mentor EVSD	58.729657	68.630509	14.10	7.20	77.49			2.00	102.59	102.1
10.	City of Chardon-Chardon LSD	61.972293	70.463931	14.10		76.78	1.50	12.00	2.00	106.38	101.48
11.	Chester Twp-West Geauga LSD	60.778716	62.554286	14.10	17.97	55.70			2.00	89.97	90.97
12.	Claridon Twp-Berkshire LSD	43.328669	44.850174	14.10	9.15	52.30	1.50		1.20	78.25	79.25
13.	Claridon Twp-Chardon LSD	61.038768	68.573842	14.10	9.15	76.78	1.50		2.00	103.53	98.63
14.	Aquilla Village-Chardon LSD	63.581373	75.285813	14.10	5.25	76.78	1.50	9.50	2.00	109.13	104.23
15.	Hambden Twp-Chardon LSD	63.216359	70.100167	14.10	10.35	76.78	1.50		2.00	104.73	99.83
16.	Huntsburg Twp-Cardinal LSD	49.333502	56.160589	14.10	9.00	54.39	1.50		2.00	80.99	82.23
17.	Huntsburg Twp-Ledgemont LSD	45.067183	48.748986	14.10	9.00	51.20	4.11		2.00	80.41	81.41
18.	Middlefield Twp-Cardinal LSD	47.372947	55.956208	14.10	6.62	54.39	1.50	2.80	2.00	81.41	82.65
19.	Middlefield Village-Cardinal LSD	45.860521	54.725335	14.10		54.39	1.50	2.80	5.22	80.01	81.46
20.	Montville Twp-Ledgemont LSD	44.230355	48.277501	14.10	10.40	51.20	4.11		2.00	81.81	82.81
21.	Munson Twp-Chardon LSD	63.159524	71.953839	14.10	12.25	76.78	1.50		2.00	106.63	101.73
22.	Munson Twp-West Geauga LSD	58.424246	60.710300	14.10	12.25	55.70		.20	2.00	84.25	85.25
23.	Newbury Twp-Newbury LSD	60.349878	61.231891	14.10	7.90	66.59	1.50		2.00	82.09	93.09
24.	Newbury Twp-Kenston LSD	62.872184	72.289760	14.10	7.90	86.65	1.50		2.00	112.15	112.98
25.	Parkman Twp-Cardinal LSD	47.708728	56.381636	14.10	8.80	54.39	1.50		2.00	80.79	82.03
26.	Russell Twp-West Geauga LSD	66.184492	70.210697	14.10	23.95	55.70		.20	2.00	95.95	95.85
27.	Hunting Valley/W. Geauga LSD	53.833139	55.120748	14.10		55.70		.20	5.10	78.10	78.10
28.	Russell Twp-Chagrin Falls EVSD	85.702473	96.506692	14.10	23.95	115.60			2.00	155.65	155.55
29.	S Russell Village-Chagrin Falls EVSD	75.663494	84.496863	14.10		115.60		11.95	2.00	143.85	144.65
30.	Thompson Twp-Ledgemont LSD	46.664127	51.192680	14.10	12.50	51.20	4.11		2.00	83.91	84.91
31.	Thompson Twp-Madison LSD	57.362815	62.406913	14.10	12.50	58.05	1.50	4.90		91.05	92.58
32.	Troy Twp-Berkshire LSD	44.095887	44.780121	14.10	11.00	52.30	1.50		1.20	80.10	81.10
33.	Troy Twp-Cardinal LSD	48.982821	55.520482	14.10	11.00	54.39	1.50		2.00	82.99	84.23

I hereby certify that these are the tax rates for tax year 2013 as approved by the Geauga County Budget Commission, certified by each taxing district to the County Auditor, with the effective tax rates as certified by the Department of Tax Equalization applied.

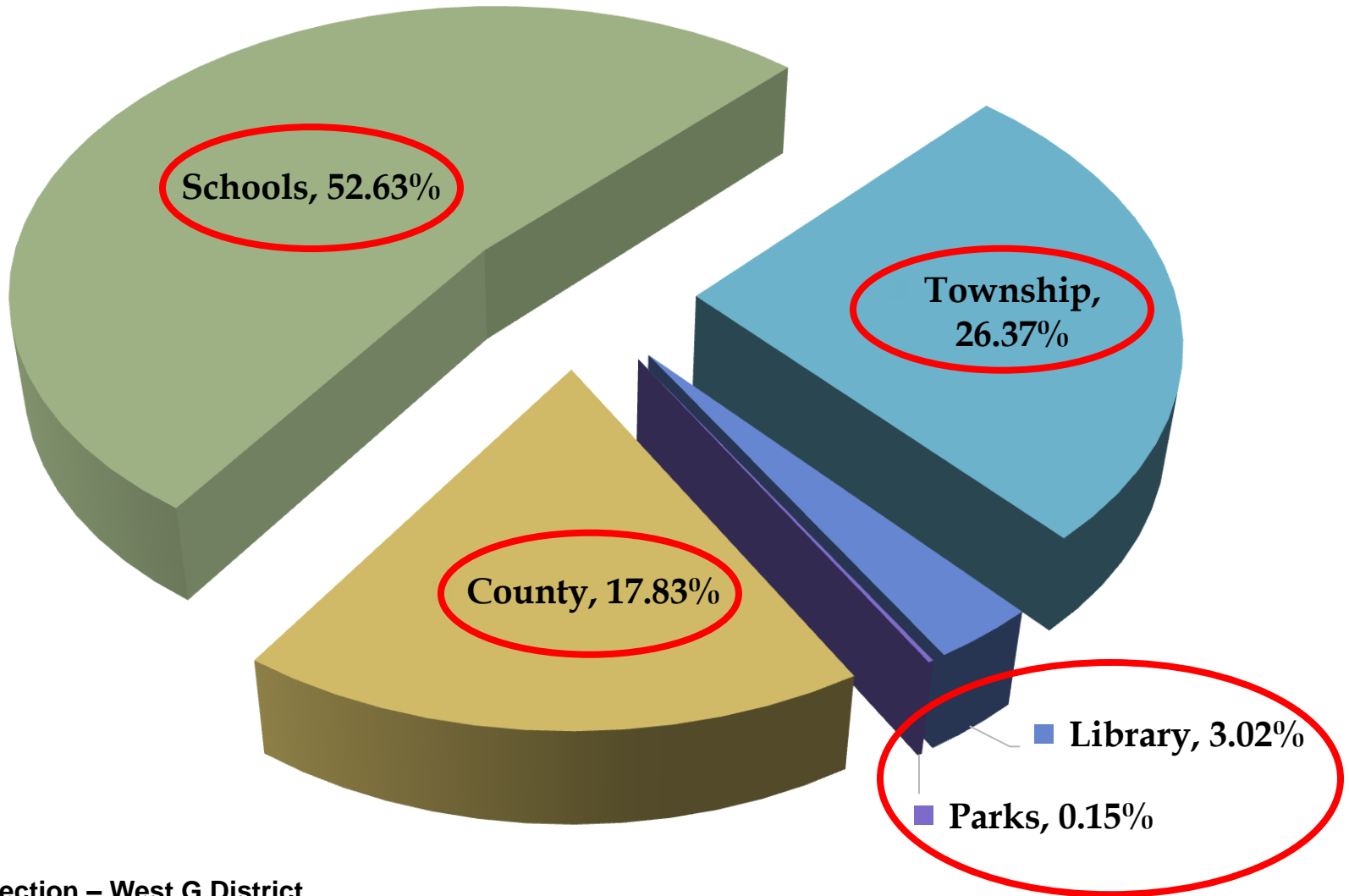
  
 Frank J. Gliha, Geauga County Auditor

12-17-13/TU  
 (Date)

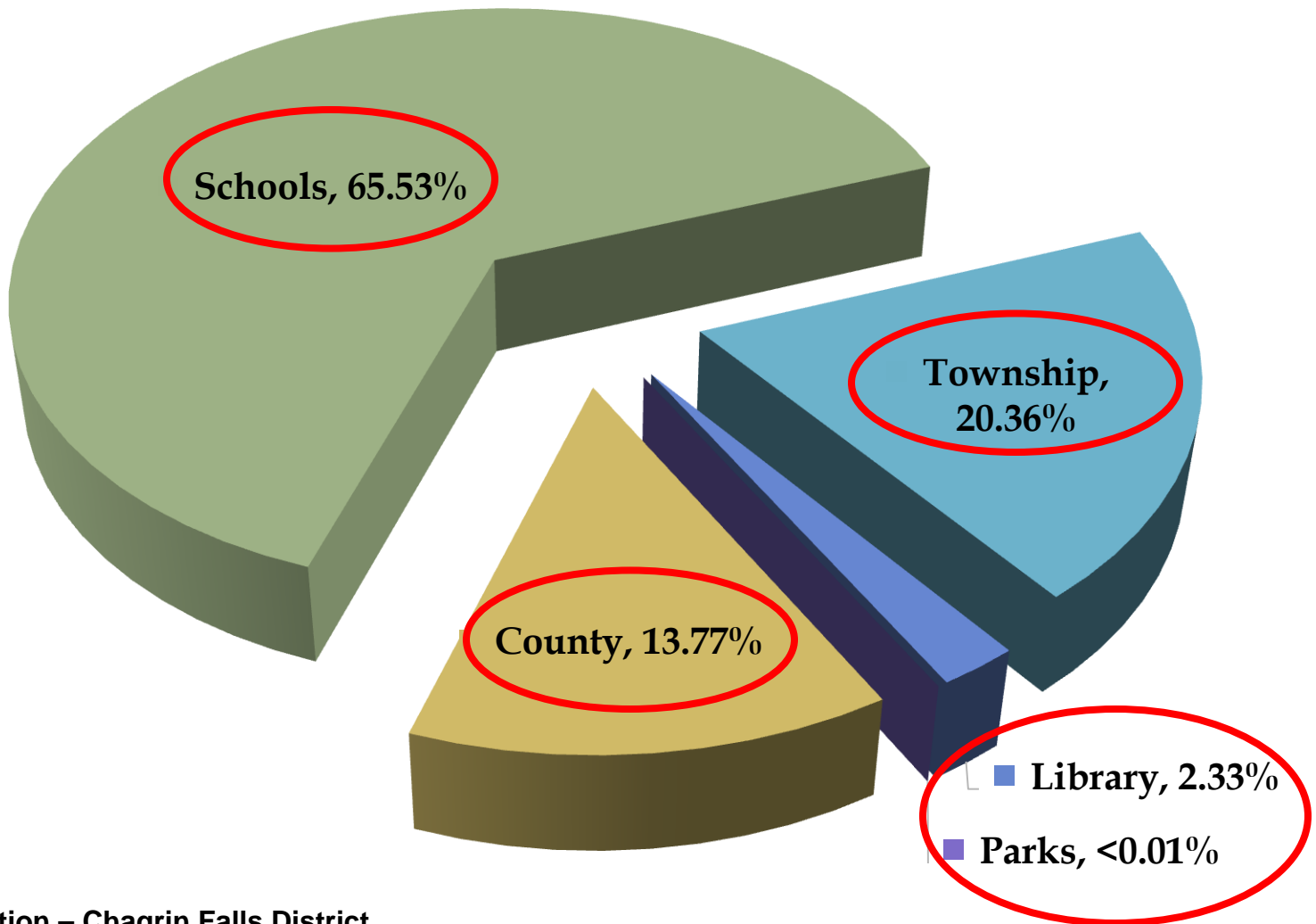
# Where Do Your Twp Dollars Go?



# Where Do Your Tax Dollars Go?

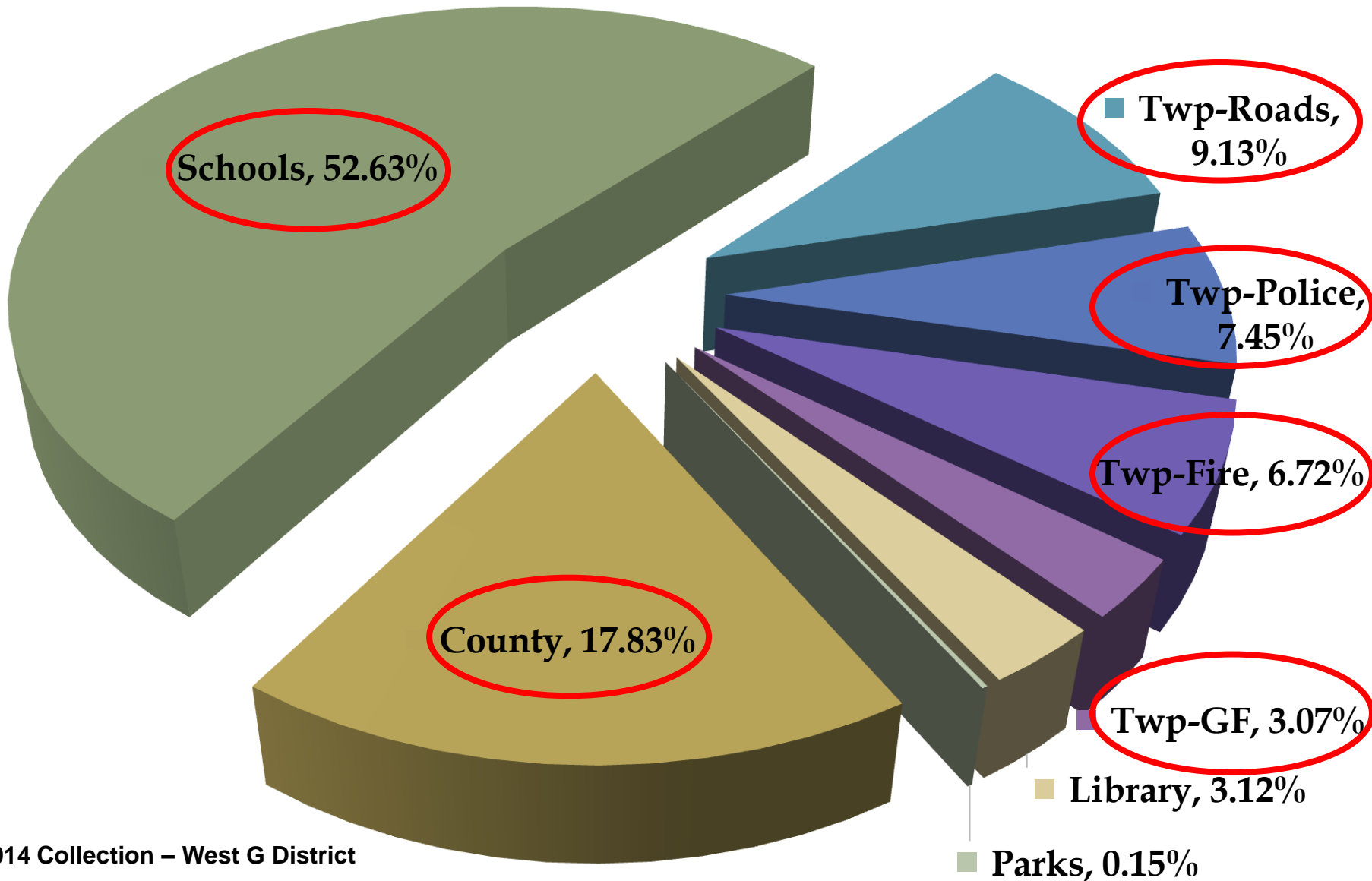


# Where Do Your Tax Dollars Go?





# Where do your Tax dollars go?



# Questions, Suggestions, & Comments?

***We Welcome Your Input:***

***Suggestions?*** [BoardOfTrustees@RussellTownship.us](mailto:BoardOfTrustees@RussellTownship.us)

***or***

[CWalder@RussellTownship.us](mailto:CWalder@RussellTownship.us)

**Please Support Our Initiative**  
***Thank You***